



U.S. CHEMICAL SAFETY AND HAZARD INVESTIGATION BOARD

INVESTIGATION REPORT

Pesticide Chemical Runaway Reaction Pressure Vessel Explosion

(Two Killed, Eight Injured)



BAYER CROPSCIENCE, LP

INSTITUTE, WEST VIRGINIA

AUGUST 28, 2008

KEY ISSUES:

- PROCESS HAZARDS ANALYSIS
- PRE-STARTUP SAFETY REVIEW
- PROCESS SAFETY INFORMATION AND TRAINING
- EMERGENCY PLANNING AND RESPONSE

Report No. 2008-08-I-WV
January 2011

Contents

EXECUTIVE SUMMARY	1
1.0 INTRODUCTION	7
1.1 Background.....	7
1.2 Investigative Process.....	11
1.2.1 Agency Access to Security Related Documents	11
1.2.2 CSB Interim Public Meeting.....	13
1.3 Facility Description.....	13
1.3.1 Institute Manufacturing Industrial Park	13
1.3.2 Facility Ownership History.....	14
1.4 Bayer CropScience, LP.....	15
1.4.1 Institute Operations.....	16
1.5 Bayer Operating Organization	16
1.6 Process Chemicals	18
1.6.1 Methomyl.....	18
1.6.2 Phosgene	19
1.6.3 Methyl Isocyanate.....	21
1.7 Methomyl-Larvin Unit.....	22
1.7.1 Methomyl Synthesis.....	24
1.7.2 Control System Upgrade.....	26
1.7.3 Residue Treater	28
2.0 INCIDENT DESCRIPTION.....	33
2.1 Pre-Startup Activities.....	33
2.1.1 Solvent Flush and Equipment Conditioning	34
2.2 Unit Restart.....	34
2.2.1 Equipment Malfunctions.....	35
2.2.2 Methomyl Synthesis and Crystallization	36
2.2.3 Solvent Recovery	37
2.2.4 Residue Treater Startup.....	38
2.3 Explosion and Fire	40

2.4	Emergency Notification and Response	43
2.4.1	Bayer CropScience Response	43
2.4.2	Local and State Emergency Response Agencies	44
2.4.3	Emergency Operations Center Activations.....	48
2.5	Air Monitoring.....	49
3.0	INCIDENT ANALYSIS	51
3.1	Residue Treater Replacement	51
3.2	Internal Compliance Auditing.....	51
3.2.1	Corporate Process Safety Management Audits.....	51
3.2.2	Audit Action Tracking System Upgrade.....	52
3.2.3	Process Safety Management Self Assessments	52
3.3	Process Hazards Analysis	53
3.3.1	PHA Duration and Staffing Deficiencies.....	53
3.3.2	PHA Assumptions Deficiencies.....	53
3.3.3	Inadequate Process Safety Information Reviews.....	55
3.3.4	Analysis Deficiencies.....	56
3.4	Pre-Startup Safety Review.....	57
3.5	Human Factors Deficiencies	58
3.5.1	Control System Upgrade.....	58
3.5.2	Operator Training.....	60
3.5.3	Operator Fatigue	63
3.6	Shift Change Communications	63
3.7	Procedure Deficiencies	64
3.8	Process Chemistry Problems	65
3.9	Unit Restart Equipment Problems	69
3.9.1	Residue Treater Heater Performance	69
3.9.2	Broken, Missing, and Misaligned Valves	70
3.9.3	Other Process Equipment Problems.....	73
3.10	Air Monitoring Systems Deficiencies.....	74
3.10.1	Fenceline Air Monitors	74
3.10.2	Unit Air Monitors	75
3.11	Organizational Deficiencies.....	75

3.12	Previous Methomyl-Larvin Unit Incident.....	78
3.13	Emergency Planning and Response	78
3.13.1	National Incident Management System	78
3.13.2	Kanawha Putnam Emergency Planning Committee	81
3.13.3	Kanawha Putnam Emergency Management Plan	81
3.13.4	Chemical Release Notification Law	82
3.14	Incident Response and Communication Deficiencies.....	83
3.14.1	Bayer CropScience Facility	83
3.14.2	Facility and Emergency Responders’ Communications	84
3.14.3	Kanawha Valley Emergency Communications Process Improvement Initiatives	85
3.15	Environmental Impact.....	87
3.16	MIC Day Tank Blast Shield Analysis.....	88
4.0	METHYL ISOCYANATE RISK REDUCTION AT THE INSTITUTE FACILITY.....	90
4.1	Congressional Action.....	90
4.2	Alternative MIC Technology Analysis History	91
4.2.1	Union Carbide Corporation Studies.....	91
4.2.2	Rhone-Poulenc Studies	92
4.2.3	Bayer CropScience Studies.....	93
4.3	Bayer CropScience MIC Storage Reduction	93
5.0	REGULATORY ANALYSIS.....	95
5.1	Occupational Safety and Health Administration	95
5.1.1	Process Safety Management Program.....	95
5.1.2	PSM Inspections at the Bayer Facility	95
5.1.3	PSM Program Deficiency Findings in Other CSB Investigations	96
5.1.4	OSHA PSM Chemical National Emphasis Program	98
5.1.5	OSHA PSM Citations Follow-up Deficiencies.....	98
5.2	Environmental Protection Agency Risk Management Program	99
5.2.1	Application of the Bayer CropScience Risk Management Program.....	99
5.2.2	EPA Inspections at the Bayer Institute Facility	101
5.2.3	EPA Office of Inspector General Risk Management Program Review	102

5.3	State and Local Government Programs	103
5.3.1	Contra Costa County California Hazardous Materials Safety Ordinance.....	103
5.3.2	New Jersey Toxic Catastrophe Prevention Act.....	105
5.3.3	Hazardous Materials Regulatory Oversight in West Virginia	107
6.0	KEY FINDINGS.....	108
6.1	Process Hazard Analysis.....	108
6.2	Pre-Startup Safety Review.....	108
6.3	Methomyl Unit Startup	109
6.4	MIC Day Tank Shield Structure Design.....	110
6.5	Emergency Planning, Response, and Communication	110
6.5.1	Bayer CropScience.....	110
6.5.2	Outside Responding Agencies	111
6.5.3	Kanawha County Commission	111
6.6	Environmental Impact.....	111
6.7	Regulatory Oversight.....	111
7.0	INCIDENT CAUSES	112
8.0	RECOMMENDATIONS	113
8.1	Bayer CropScience – Research Triangle Park, NC.....	113
8.2	Bayer CropScience - Institute, West Virginia.....	113
8.3	Secretary of the West Virginia Department of Health and Human Resources	115
8.4	Commissioner of the Kanawha-Charleston Health Department..... Error! Bookmark not defined.	
8.5	Kanawha-Putnam Emergency Planning Committee.....	117
8.6	West Virginia State Fire Commission	118
8.7	Occupational Safety and Health Administration	118
8.8	Environmental Protection Agency	119
9.0	REFERENCES	120
	APPENDIX A – CAUSAL ANALYSIS CHARTS	122
	APPENDIX B – EMERGENCY RESPONSE TIMELINE.....	133
	APPENDIX C – METHYL ISOCYANATE DAY TANK BLAST SHIELD ANALYSIS.....	138
	APPENDIX D – BAYER CROPSCIENCE PRESS RELEASE ANNOUNCING INSTITUTE FACILITY MIC STORAGE REDUCTION	159

Figures

Figure 1. Residue treater came to rest inside the Methomyl-Larvin unit.....	8
Figure 2. MIC day tank shield blanket structure.....	9
Figure 3. Institute Manufacturing Industrial Park.....	14
Figure 4. Seven tenants own or operate processes at the Institute Industrial park.....	15
Figure 5. Institute site organization structure.....	18
Figure 6. Aerial view of Bayer Institute Manufacturing Park	23
Figure 7. Overhead view of the Methomyl-Larvin production unit.....	23
Figure 8. Methomyl synthesis process flow.....	25
Figure 9. Methomyl centrifuge and solvent recovery process flow.....	26
Figure 10. Residue treater piping system layout.....	29
Figure 11. Residue treater process variables before the explosion.	39
Figure 12. Residue treater bottom head; vessel shell and top head	41
Figure 13. Residue treater shell and top head recovered from inside the Methomyl-Larvin unit.....	41
Figure 14. Structural column ripped from the steel baseplate	42
Figure 15. Aerial view of locations of reported offsite property damage	43
Figure 16. Methomyl unit explosion emergency communications diagram.....	46
Figure 17. Areas and population affected by the shelter-in-place	47
Figure 18. Typical Siemens work station screen display	59
Figure 19. Indicated steam flow through the residue treater heater.	72
Figure 20. Closed steam block valve recovered from residue treater heater steam supply valve.....	72
Figure 21. NIMS incident command structure.....	80

Tables

Table 1. Characteristics of the toxic chemicals used to manufacture methomyl	19
Table 2. New Metro 9-1-1 questionnaire for fixed chemical facilities (Courtesy Metro 9-1-1).....	86
Table 3. Common PSM program deficiencies identified in CSB investigations.....	97
Table 4. RMP covered chemicals in the Methomyl/Larvin unit.....	100

Acronyms and Abbreviations

ATF	U.S. Bureau of Alcohol, Tobacco, and Firearms, and Explosives
CAD	(Emergency Operations Center) Computer aided dispatch
CCPS	Center for Chemical Process Safety
CFR	Code of Federal Regulations
CPQRA	Chemical process quantitative risk assessment
CSB	U.S. Chemical Safety and Hazard Investigation Board
DCS	Distributed control system
DEP	Department of Environmental Protection
DMDS	Dimethyl disulfide
ECC	East Carbamoylation Center
EHA	Extraordinarily hazardous substance
EMS	Emergency Medical Services
EOC	Emergency Operations Center
EPA	U.S. Environmental Protection Agency
FDA	U.S. Food and Drug Administration
FIFRA	Federal Insecticide, Fungicide and Rodenticide Act
fps	feet per second
GUI	Graphical user interface
HAZOP	Hazard and operability study
HSE	U.K. Health and Safety Executive
IC	Incident Commander
ICS	Incident Command System
IDLH	Immediately dangerous to life or health
IR	Infrared radiation
KCEAA	Kanawha County Emergency Ambulance Authority
KCSD	Kanawha County Sheriff's Department
KPEPC	Kanawha-Putnam County Emergency Planning Committee
LOPA	Layer of Protection Analysis
m ³	cubic meter
MAWP	Maximum allowable working pressure
mg	milligram
MIBK	Methyl isobutyl ketone

MIC	Methyl isocyanate
MOCR	Management of change review
MSAO	Methylthioacetaldoxime (also called Oxime)
MSDS	Material Safety Data Sheet
MSS	MIC stripping still
NAS	National Academy of Sciences
NIMS	National Incident Management System
NIOSH	The National Institute for Occupational Safety and Health
OES	West Virginia State Office of Emergency Services
OIG	Office of Inspector General
OSHA	U.S. Department of Labor, Occupational Safety and Health Administration
PEL	Permissible exposure limit
PFD	Probability of failure on demand
PHA	Process hazard analysis
PIO	Public Information Officer
ppm	parts per million
PSSR	Pre-startup safety review
PSM	Process Safety Management (29 CFR 1910.119)
REL	Recommended exposure limit
RHS	Reactive Hazard Substance
RMP	Risk Management Program (40 CFR 68)
RRT	Regional Response Team
SOP	Standard operating procedure
TCPA	(New Jersey) Toxic Catastrophe Prevention Act
TLV	Threshold limit value
TQ	Threshold quantity (OSHA PSM or EPA Risk Management Program)
UCC	Union Carbide Corporation
UCS	Unified Command System
VOC	Volatile organic compound
WCC	West Carbamoylation Complex

Executive Summary

On August 28, 2008, at about 10:35 p.m., a runaway chemical reaction occurred inside a 4,500 gallon pressure vessel known as a residue treater, causing the vessel to explode violently in the methomyl unit at the Bayer CropScience facility in Institute, West Virginia. Highly flammable solvent sprayed from the vessel and immediately ignited, causing an intense fire that burned for more than 4 hours. The fire was contained inside the Methomyl-Larvin insecticide unit by the Bayer CropScience fire brigade with mutual aid assistance from local volunteer and municipal fire departments.

The incident occurred during the restart of the methomyl unit after an extended outage to upgrade the control system and replace the original residue treater vessel. Two company employees who had been dispatched by the control room personnel to investigate why the residue treater pressure was increasing were near the residue treater when it ruptured. One died from blunt force trauma and burn injuries sustained at the scene; the second died 41 days later at the Western Pennsylvania Burn Center in Pittsburgh, Pennsylvania. Six volunteer firefighters who assisted in the unit fire suppression activities and two contractors working at the facility were treated for possible toxic chemical exposure.

The Kanawha-Putnam County Emergency Management Director advised more than 40,000 residents, including the resident students at the West Virginia State University adjacent to the facility, to shelter-in-place for more than three hours as a precaution. The fire and drifting smoke forced the state police and local law enforcement authorities to close roads near the facility and the interstate highway, which disrupted traffic for hours.

The Chemical Safety Board (CSB) investigation team determined that the runaway chemical reaction and loss of containment of the flammable and toxic chemicals resulted from deviation from the written start-up procedures, including bypassing critical safety devices intended to prevent such a condition. Other contributing factors included an inadequate pre-startup safety review; inadequate

operator training on the newly installed control system; unevaluated temporary changes, malfunctioning or missing equipment, misaligned valves, and bypassed critical safety devices; and insufficient technical expertise available in the control room during the restart.

Poor communications during the emergency between the Bayer CropScience incident command and the local emergency response agency confused emergency response organizations and delayed public announcements on actions that should be taken to minimize exposure risk. Although Bayer CropScience reported that “no toxic chemicals were released because they were consumed in the intense fires,” the CSB later confirmed that the only air monitors suitably placed near the unit to detect toxic chemicals were, in fact, not operational at the time of the incident. No reliable data or analytical methods were available to determine what chemicals were released, or predict any exposure concentrations.

The methomyl unit used the highly toxic chemical, methyl isocyanate (MIC), in a series of complex chemical reactions to produce methomyl, a dry chemical used to make the pesticide, Larvin. MIC is manufactured in a separate production unit at the facility and stored in large underground pressure vessels. Liquid MIC was pumped to a “day tank” pressure vessel near the Methomyl-Larvin unit, which provided the daily production quantity of MIC for the methomyl unit and the carbofuran unit, which is about 200 feet west of the methomyl unit. The MIC storage tank adjacent to the methomyl unit and the MIC transfer piping between the production unit and the manufacturing units were not damaged, nor did the MIC storage tank overheat or pressurize above the operating limits during the fire.

The CSB investigation identified the following incident causes:

1. Bayer did not apply standard Pre-startup Safety Review (PSSR) and turnover practices to the methomyl control system redesign project. The equipment was not tested and calibrated before the unit was restarted.
2. Operations personnel were inadequately trained to operate the methomyl unit with the new distributed control system (DCS).
3. Malfunctioning equipment and the inadequate DCS checkout prevented the operators from achieving correct operating conditions in the crystallizers and solvent recovery equipment.
4. The out-of-specification methomyl-solvent mixture was fed to the residue treater before the residue treater was pre-filled with solvent and heated to the minimum safe operating temperature.
5. The incoming process stream normally generated an exothermic decomposition reaction, but methomyl that had not crystallized due to equipment problems greatly increased the methomyl concentration in the residue treater, which led to a runaway reaction that overwhelmed the relief system and over-pressurized the residue treater.

Many industrial facilities in the Kanawha river valley that surrounds Charleston, West Virginia, the state capital, handle thousands of pounds of toxic and flammable materials. Local community involvement in safe handling of hazardous chemicals and emergency planning and the Kanawha Valley Industrial Emergency Planning Council date back to the 1950s. In 1995, the planning council was renamed the Kanawha Putnam Emergency Planning Committee, which functions as the local emergency planning committee (LEPC) as required by the Superfund Amendments and Reauthorization Act, Emergency Planning and Community Right-to-Know Act (SARA Title III).

Although federal law requires the owner or operator of the facility to promptly provide information to the LEPC necessary for developing and implementing the emergency plan [EPCRA 303(d)(3)], it does not provide LEPCs or other local agencies with the authority to conduct reviews of facility process safety programs or directly participate in hazard reviews or incident investigations. A few

state governments have passed laws that authorize local governments to become directly involved with industry process safety programs. For example, the New Jersey Toxic Catastrophe Prevention Act,¹ created in 1986, significantly expands the requirements contained in the U.S. Environmental Protection Agency Risk Management Program (40 CFR68). In 1999, the Contra Costa County, California Board of Supervisors approved an industrial safety ordinance² that established broad authority to the county health services department to oversee local refining and chemical industries. The ordinance includes mandatory safety plan submission by regulated industries, and audit and facility inspections by the county.

Like Contra Costa County, the Kanawha valley has many facilities that handle large quantities of hazardous materials, some of which are acutely toxic. Furthermore, the valley contains environmentally sensitive areas such as the Kanawha River, which is an important transportation corridor. Yet, the local government does not have the authority to directly participate in facility safety planning and oversight even though many community stakeholders have long campaigned for such authority and involvement. The local government could adopt regulations and implement a program similar to Contra Costa County that would likely improve stakeholder awareness and improve emergency planning and accident prevention.

The Bayer CropScience investigation was the agency's first case involving company assertions of Sensitive Security Information (SSI) under the Maritime Transportation Security Act of 2002. Federal law requires a company to mark all SSI containing documents and notify the recipient that the documents must be controlled in accordance with Department of Homeland Security regulations. Early in the investigation, Bayer CropScience management asserted that most of their records contained SSI information, and therefore the CSB was prohibited from releasing it to the public. The

¹ New Jersey Administrative Code Title 7 Chapter 31.

² Contra Costa County, California, Ordinance Code Title 4 – Health and Safety, Division 450 – Hazardous Materials and Wastes, Chapter 450-8 – Risk Management.

CSB consulted with the U.S. Coast Guard and determined that the Bayer claim was without basis.

The president of Bayer CropScience, LP later admitted in testimony to the U.S. House of Representatives Committee on Energy and Commerce “[W]e concede that our pursuit of SSI coverage was motivated, in part, by a desire to prevent that public debate [concerning the use of MIC] from occurring in the first place.”³

The controversy created by the SSI issue and the Bayer CropScience admission prompted the U.S. Congress to enact legislation to amend Section 70103(d) of Title 46, United States Code. The new law, titled “‘American Communities’ Right to Public Information Act,” prohibits designating information to be SSI to “prevent or delay the release of information that does not require protection in the interest of transportation security, including basic scientific research information not clearly related to transportation security.”

Ever since the 1984 tragic accident in Bhopal, India, which released highly toxic MIC into the community and killed thousands of nearby residents, many in the Kanawha valley community have tried to convince the owners of the Institute facility to drastically reduce or eliminate MIC. In fact, the Institute facility is the only facility in the United States that stores and uses large quantities of the highly toxic chemical. The August 2008 incident, which could have caused an MIC release into the nearby community, reinvigorated community pressure to reduce the MIC risk to the public.

In 2009, the U.S. House of Representatives Committee on Energy and Commerce asked the CSB to provide recommendations to Bayer CropScience, and federal and state regulators to “reduce the dangers posed by on-site storage of MIC.” Many of the recommendations contained in this report address that request. Also in 2009, the U.S. Congress appropriated \$600,000 to the CSB to directly

³ Statement of William B. Buckner, president and chief executive officer of Bayer CropScience, LP before the U.S. House of Representatives Committee on Energy and Commerce Subcommittee on Oversight and Investigations, April 21, 2009.

fund a study “by the National Academy of Sciences to examine use and storage of MIC...and feasibility of implementing alternative chemicals or processes at the facility.”

Bayer CropScience has taken specific action to reduce the risk of an incident involving MIC. The company did not rebuild the damaged methomyl unit and discontinued production of two of the MIC-based pesticides. The company also made an investment of more than \$25 million to redesign and modify the MIC production unit to significantly reduce the on-site inventory of MIC and make other process upgrades to reduce the risk associated with handling large quantities of MIC. The improvements including eliminating the aboveground MIC storage vessels and replacing the underground storage vessels were scheduled to be completed by late 2010. In January 2011, Bayer announced it would eliminate the production of the two remaining carbamate pesticides, aldicarb and carbaryl, during 2012 and end all production, use, and storage of MIC.

Based on the findings of this report recommendations are made to Bayer CropScience located in Research Triangle Park, North Carolina, and in Institute, West Virginia. The Board also makes recommendations to the Secretary of the West Virginia Department of Health and Human Resources Commissioner of the Kanawha-Charleston Health Department, the West Virginia State Fire Commission, Kanawha Putnam Emergency Planning Committee, the Environmental Protection Agency, and the Occupational Safety and Health Administration. Implementation of the recommendations will improve hazardous chemicals management, and improve local government and community involvement with companies that use large quantities of hazardous chemicals.

1.0 Introduction

1.1 Background

On August 28, 2008, at about 10:25 p.m., two Bayer CropScience employees at the Institute, West Virginia, manufacturing facility were asked to investigate why pressure was unexpectedly increasing in the residue treater, a pressure vessel located on the south side of the Methomyl-Larvin unit about midpoint along an adjacent road. About 10 minutes later, as they approached the newly installed residue treater, it suddenly and violently ruptured. Approximately 2,200 gallons of flammable solvents and toxic insecticide residues sprayed onto the road and into the unit and immediately erupted in flames as severed electrical cables or sparks from steel debris striking the concrete ignited the solvent vapor.

Debris was thrown in all directions, some hundreds of feet. The 5,700-pound residue treater ripped out piping, electrical conduit, and a structural steel support column as it split apart and careened northeast into the Methomyl-Larvin production unit structure (Figure 1). The blast overpressure moderately damaged the unit control building and other nearby structures. Flying debris struck the protective steel shield blanket surrounding a 6,700-gallon methyl isocyanate (MIC) “day tank” located about 70 feet southwest of the residue treater (Figure 2), but did not damage the day tank. The steel blanket also protected the MIC day tank from the radiant heat generated by the nearby fires that burned for more than 4 hours.

One employee died at the scene from blunt force trauma and thermal burn injuries. Responding unit personnel helped the second employee out of the unit. He was transported to the Western Pennsylvania Burn Center in Pittsburgh, Pennsylvania, and died 41 days later. Five Tyler Mountain firefighters and one Institute firefighter who assisted the Bayer CropScience fire brigade at the unit reported possible chemical exposure symptoms. Two Norfolk Southern railroad employees working

at the facility the night of the incident also reported chemical exposure symptoms. None reported acute or long-term effects. Doctors identified heat exhaustion in at least two of the cases.



Figure 1. Residue treater came to rest inside the Methomyl-Larvin unit

The in-house fire brigade immediately responded to the incident. The Tyler Mountain and Institute Volunteer Fire Departments also arrived at the front gate of the facility to assist the fire brigade as planned in the mutual aid emergency response protocol. However, poor communications with the Metro 9-1-1 call center delayed the community shelter-in-place notification and interfered with effective off-site response activities.

The St. Albans, West Virginia, fire chief, unable to obtain specific information about the chemicals involved or the extent of the incident, prepared to issue a shelter-in-place for his community after he assumed that the smoke drifting across the river might contain toxic chemicals. After many unsuccessful attempts to communicate directly with the Bayer incident commander (IC) during the first hour of the incident, the Kanawha/Putnam County Emergency Management director declared a

shelter-in-place, which affected approximately 40,000 residents. Approximately 3 hours later county authorities lifted the shelter-in-place about 3 hours later.



Figure 2. MIC day tank shield blanket structure

As far as 7 miles from the explosion epicenter, residences, businesses, and vehicles sustained overpressure damage that included minor structural and minor exterior damage and broken windows. Acrid, dense smoke billowed from the fire into the calm night air for many hours. Smoke drifted over Interstate 64 and nearby roads to the north of the facility, forcing many road closures and disrupting highway traffic.

Methomyl and solvents were released from the residue treater, and solvents and other toxic chemicals were released from ruptured unit piping including flammable and toxic MIC. The released chemicals rapidly ignited, producing undetermined combustion products. MIC air monitoring devices in and near the Methomyl-Larvin unit were not operational the night of the incident. Only two fenceline air monitors were operational, but they were more than 800 feet away and not located downwind of the smoke; in addition these fenceline monitors were only designed to detect carbon monoxide, hydrogen sulfide, flammable gas and oxygen. The four-gas air monitors⁴ worn by emergency responders did not detect hazardous chemicals in the air near the unit. There were no reports of river water contamination from fire suppression water runoff.

The incident occurred during the first methomyl restart after an extended outage to install a new process control system and replace the old carbon steel residue treater with a stainless steel pressure vessel with equivalent pressure and temperature operating limits. The residue treater was designed to decompose methomyl in a heated methyl isobutyl ketone (MIBK) solvent. During normal operations, dissolved methomyl and other waste chemicals were fed into the preheated residue treater partially filled with solvent. The methomyl safely decomposed inside the residue treater to a concentration of less than 0.5 percent by weight.⁵ The liquid was then transferred to an auxiliary fuel tank where it was mixed with other flammable liquid waste materials and used as a fuel in one of the facility boilers.

On the night of the incident, methomyl-containing solvent was pumped into the residue treater before the vessel was pre-filled with clean solvent and heated to the required minimum operating temperature specified in the operating procedure. The emergency vent system was overwhelmed by the evolving gas from the runaway decomposition reaction of methomyl, and the residue treater

⁴ Fire department and other emergency responder personnel typically wear a “four-gas air monitor” to measure concentrations of carbon monoxide and hydrogen sulfide, flammable gas, and oxygen concentration. An alarm sounds if any of the measured gases exceed the setpoint programmed in the detector.

⁵ All percent values used in the report are weight percent unless noted.

violently exploded. The estimated energy of the explosion was equivalent to about 17 pounds of TNT (See Appendix C).

1.2 Investigative Process

The CSB investigation team arrived at the Bayer CropScience facility the morning of August 30, 2008, and met with the Bureau of Alcohol, Tobacco, and Firearms and Explosives (ATF), Occupational Safety and Health Administration (OSHA) investigators, and Bayer management personnel to explain the CSB purpose and authority for conducting an investigation independently of other agencies and organizations. On September 2, 2008, the ATF concluded that the incident was not a criminal act and ceased its on-scene investigative activities.

Over the following 6 weeks, the CSB investigators examined and photographed the residue treater and associated process equipment; MIC day tank, blast blankets, and support structure; surveyed the control building damage; mapped the debris field; interviewed employees working at the facility on the night of the incident; and interviewed outside emergency personnel who participated in the response. The team examined methomyl unit operating procedures, control system data, process chemistry documents, worker training records, and maintenance records. Finally, the CSB commissioned computer modeling to evaluate the blast shield used to protect the MIC day tank.

1.2.1 Agency Access to Security Related Documents

The Bayer CropScience investigation is the first incident investigated by the CSB that involves the Maritime Transportation Safety Act⁶ and Sensitive Security Information (SSI). SSI is information that, if publicly released, would be detrimental to transportation security.⁷ Federal law requires a company to mark all documents containing SSI and to notify the recipient that the documents must be controlled in accordance with Department of Homeland Security regulations. Bayer's attempts to use

⁶ 46 U.S.C. § 70102

⁷ 49 CFR 1520.

the SSI designation to suppress public disclosure of information related to the investigation forced the CSB to delay the planned interim public meeting and ultimately led to congressional action to prevent future misuse of the regulation.

In January 2009, the Head of the Health, Safety, and Environment Expertise Center at the Bayer CropScience Institute facility contacted the U.S. Coast Guard Commanding Officer, Marine Safety Unit in Huntington, West Virginia and suggested “to discuss this [SSI] further with your headquarters so that we can better communicate to the CSB and possibly discourage them from even seeking this information.”⁸ Then, in March 2009, Bayer CropScience sent a letter to the CSB asserting that many of the documents already delivered to the CSB contained SSI and requested the documents be returned to them so each page could be marked as required by the regulation. The company also claimed photos, interview records, and other CSB produced investigatory documents might contain SSI. The CSB declined the request to return the documents and a later request to examine the documents at the CSB office and directed Bayer CropScience to properly label and resubmit all SSI containing documents. Bayer CropScience officials later admitted they had attempted to use the Maritime Transportation Safety Act to block public disclosure of information related to methyl isocyanate and possible negative publicity.

The controversy created by raising the SSI issue to restrict CSB investigative activities resulted in the U.S. Congress enacting legislation on October 8, 2009, to amend Section 70103(d) of title 46, United States Code. The new law, titled the “American Communities’ Right to Public Information Act”⁹ added the following restriction on SSI claims:

⁸ E-mail from the Head, Health, Safety, and Environment Expertise Center, Bayer CropScience, to the Commanding Officer, Marine Safety Unit Huntington, U.S. Coast Guard (Jan. 29, 2009).

⁹ Public Law 111-83.

“(d) Nondisclosure of information, 2) Limitations.—Nothing in paragraph (1) shall be construed to authorize the designation of information as sensitive security information (as defined in section 1520.5 of title 49, Code of Federal Regulations ; (A) to conceal a violation of law, inefficiency, or administrative error; (B) to prevent embarrassment to a person, organization, or agency; (C) to restrain competition; or (D) to prevent or delay the release of information that does not require protection in the interest of transportation security, including basic scientific research information not clearly related to transportation security.

1.2.2 CSB Interim Public Meeting

On April 28, 2009, the CSB held a public meeting in Institute, West Virginia, which was attended by more than 250 people. The investigation staff presented the incident timeline, described the processes and equipment involved, described the county emergency response activities, and summarized the preliminary findings of the investigation. The meeting included presentations from Bayer CropScience, the West Virginia State Fire Marshal, the Kanawha Putnam County Emergency Management Director, a representative from the International Association of Machinists, a chemical industry expert, and a representative from the community advocacy group People Concerned about Methyl Isocyanate.

The Board also heard testimony from 16 people in attendance including residents who live near the facility, the president of West Virginia State University, workers from Bayer CropScience, and other interested individuals.

1.3 Facility Description

1.3.1 Institute Manufacturing Industrial Park

The Institute facility is located 9 miles west of Charleston, West Virginia, and is bordered on the north by Route 25 and Interstate 64, on the east by the West Virginia State University, and along the

south by the Kanawha River. St. Albans, West Virginia, is across the river 3 miles west (Figure 3). Raw materials and products used or manufactured at the facility are transported by truck, rail, and barge.



Figure 3. Institute Manufacturing Industrial Park

1.3.2 Facility Ownership History

The site was originally Wertz Field Airport and closed in 1942 to become a large, government-sponsored synthetic rubber production plant for the World War II effort managed by the Carbide and Carbon Chemicals Corporation and the United States Rubber Company. In 1947, the Union Carbide Corporation (UCC) purchased the plant to produce carbamate insecticides. In 1986, Rhone-Poulenc, a French-owned chemical company, purchased the agricultural division of UCC and operated the Institute facility until 2000. Aventis, formed by a merger of Rhone-Poulenc and AgrEvo, took over the facility until Bayer CropScience acquired it in 2002.

In August 2008, the 460-acre, multi-tenant Institute Manufacturing Industrial Park employed approximately 645 workers. The seven tenants on the facility included Bayer CropScience, Adisseo, FMC Corporation, Dow Chemical, Catalyst Refiners, Reagent Chemical, and Praxair (Figure 4). The site contains 16 production units and five utility and support units. Some of the tenants produce chemicals that are used as feedstocks in units owned or operated by other tenants.



Figure 4. Seven tenants own or operate processes at the Institute Industrial park

Bayer owns and operates nine production and utility units. Two additional process units are operated by Bayer employees under contractual agreements with the unit owners, Adisseo, and FMC. Bayer employs approximately 545 at the Institute facility.

1.4 Bayer CropScience, LP

Bayer CropScience is an independently operated company within Bayer, AG, (Bayer Group) which is the chemical and pharmaceutical parent company headquartered in Leverkusen, Germany. Bayer CropScience, Bayer HealthCare, and Bayer Material Science make up the three business areas of the Bayer Group.

The Bayer CropScience business, headquartered in Monheim, Germany, employs more than 18,000 personnel in more than 120 countries. A 12-member global executive committee, including the Bayer Board of Management chairperson, manages Bayer CropScience. Executive committee members oversee research, operations, planning, and administrative functions, as well as regional business areas. A 12-member supervisory board composed of Bayer Group executives, independent experts, and trade union representatives comprise a supervisory board to oversee company operations. The Bayer CropScience U.S. headquarters is in Research Triangle Park, North Carolina.

Bayer CropScience (Bayer) is a global provider of crop protection agents, such as insecticides, herbicides, and fungicides for commercial and private consumer use. The Crop Protection division serves the agriculture sector and the BioScience division uses gene technology to produce genetically modified crops as an alternative to conventional pesticide applications. The Environmental Science division provides services for professional weed and pest control customers.

1.4.1 Institute Operations

Bayer has three insecticide manufacturing complexes on the Institute site supported by two powerhouses and a wastewater treatment unit. The East Carbamoylation Complex (ECC) includes the MIC and Phosgene production unit and the Aldicarb and Carbaryl units. The MIC and phosgene production unit supplies feedstock to the Aldicarb and Carbaryl unit for the production of insecticides. The Methomyl-Larvin[®] unit occupied the West Carbamoylation Complex (WCC), along with the FMC-owned carbosulfan and carbofuran unit, which was operated by Bayer. The Adisseo-owned Rhodimet[®] unit makes up the third complex that Bayer also operates.

1.5 Bayer Operating Organization

For many years the methomyl unit operated in a traditional organizational structure for chemical plant operating units; that is, with a first-line supervisor who directed the work of a team of operators. Four operating crews typically covered rotating shifts, and each team included a supervisor and a crew of

operators. The supervisor's responsibilities included monitoring the operators' work to ensure that they were successfully running the process and included completing administrative tasks for those operators, such as scheduling, payroll, sick-time call-out, safety and health, and other supervisory duties. The supervisor and the operators worked the same rotating shift, and except when filling in as substitutes on other shifts or units for worker vacations and sick days, the operators reported directly to the same supervisor when they worked their normal schedule. The operators worked with the supervisor an average of 40 hours per week. If the operators had questions about their job or administrative procedures, they generally asked the supervisor who was in the unit with them at that time.

From 2004 to 2007, Bayer management analyzed and restructured the unit supervisory and technical oversight staffing. First-line supervisor positions in each operating unit were eliminated and self-directed, or self-empowered work teams were implemented. Four teams of operators worked rotating shifts, supported by a Technical Advisor and Run Plant Engineer, both day-shift workers. Instead of a first-line supervisor, all operators including the Technical Advisor report to the Production Leader (Figure 5).

A single Industrial Park Site Shift Leader, which management describes as a "first among equals," is responsible for all facility operations, rotates on shift with the shift operators, and oversees site operations. Some personnel in the Shift Leader role have prior experience as first-line supervisors on various operating units. However, the Shift Leader is not a first-line supervisor, as none of the operators report to him/ her. Instead, the Shift Leader oversees the entire facility and can advise in any area of the plant as necessary. The Shift Leader also serves as the Incident Commander if an incident requires emergency response. Bayer management describes Shift Leaders as "very good operators who have worked their way through the technical advisor role."

Bayer intended the Technical Advisor, who is not a first-line supervisor, to be an experienced operator who works the day shift, helps schedule production to meet demand, and advises the on-shift

operators. The operators can call the Technical Advisor and ask questions any time of the day or night. The other operators do not report to him/her, and the Technical Advisor does not have the strong work-checking or “looking over the shoulder” function of a historical first-line supervisor or foreman.

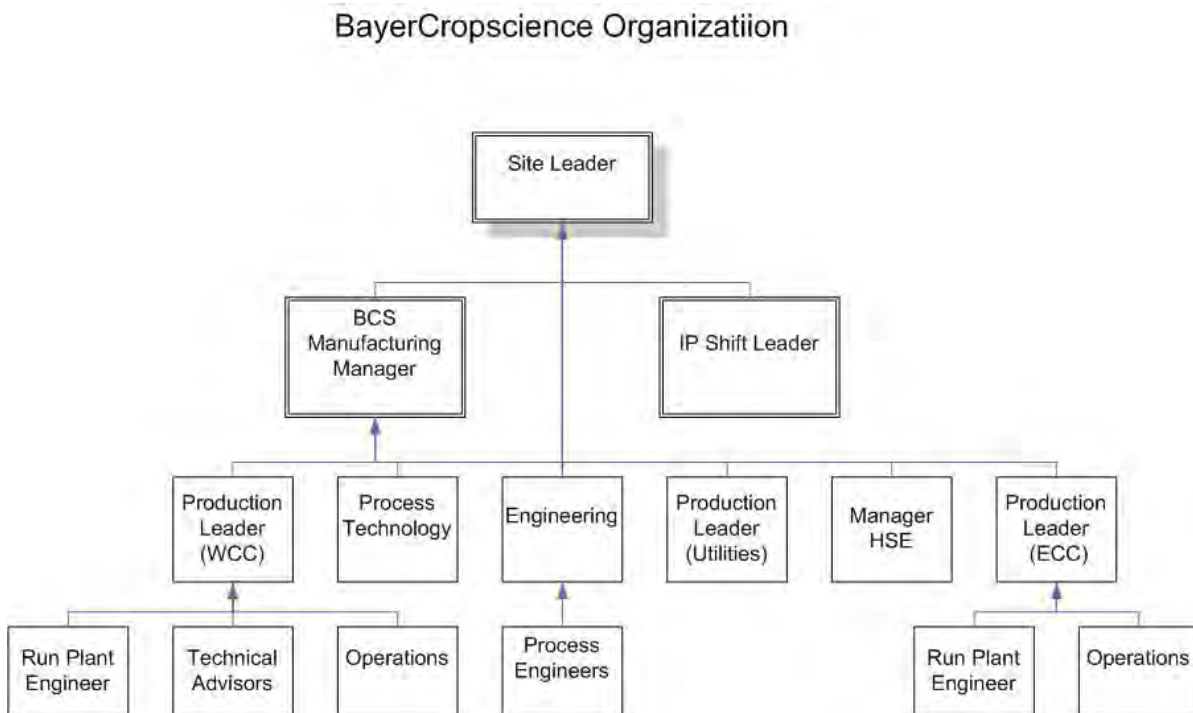


Figure 5. Institute site organization structure.

1.6 Process Chemicals

1.6.1 Methomyl

Bayer produced methomyl for international customers and as an intermediate feedstock used to make Larvin[®] (Thiodicarb), an insecticide and ovicide.¹⁰ Methomyl is a white, crystalline solid with a slight sulfurous odor. Methomyl dust is combustible and can form explosive mixtures when dispersed in air. It was introduced in 1966 as a carbamate insecticide and registered by the U.S. Environmental

¹⁰ An ovicide is a chemical used to control insect larvae. Larvin is used worldwide on crops such as corn, cotton, fruits, grapes, sorghum, soybeans, and vegetables.

Protection Agency (EPA) in 1968 as a restricted use pesticide¹¹ due to its high human toxicity. It is a broad-spectrum insecticide used on vegetable, fruit, and cotton crops worldwide and targets insects through direct contact and systemic absorption.

Methomyl is a cholinesterase inhibitor that disrupts central and peripheral nervous system functions. Routes of exposure include inhalation, ingestion, and skin and eye absorption. Reversible and irreversible effects can result depending on the concentration and duration of the exposure. The National Institute for Occupational Safety and Health (NIOSH) recommended exposure limit (REL) for methomyl is 2.5 mg/m³. When burned, methomyl decomposes to form toxic gases and vapors such as nitrogen oxides, sulfur oxides, acetonitrile, hydrogen cyanide, and methyl isocyanate¹² (Sittig, 2008).

Table 1 lists the exposure limits, characteristics, and OSHA Process Safety Management (PSM) and EPA Risk Management Program (RMP) threshold quantities for the principal chemicals used to make methomyl. Phosgene is used to make MIC and MIC is used to make methomyl; both phosgene and MIC are highly toxic.

1.6.2 Phosgene

Phosgene is a colorless, dense gas that smells like freshly cut hay or grass. Although highly toxic, phosgene is an important industrial chemical used to make thermoplastics such as eyeglass lenses, and isocyanates, intermediate chemicals used to make polyurethanes and pesticides.

Table 1. Characteristics of the toxic chemicals used to manufacture methomyl

¹¹ Restricted use pesticides are limited to commercial applicators certified by the EPA and the Food and Drug Administration (FDA) state programs for pesticide safety education under the Federal Insecticide, Fungicide and Rodenticide Act (FIFRA).

¹² The Bayer methomyl MSDS includes trace methyl isocyanate and hydrogen cyanide as decomposition byproducts.

Chemical	NIOSH IDLH ¹³ (ppm)	NIOSH REL (ppm)	OSHA PEL (ppm)	ACGIH TLV (ppm)	Odor Threshold ¹⁴ (ppm)	Odor	RMP Threshold (lbs)	PSM Threshold (lbs)
Chlorine	10	0.5	1	0.5	0.002	characteristic odor	2500	1500
Methyl Isocyanate	3	0.02	0.02	0.02	2	sharp, strong odor	10,000	250
Methyl Mercaptan	150	0.5	10	0.5	0.002	garlic or rotten cabbage	10,000	5000
Phosgene	2	0.1	0.1	0.1	0.4	hay or grass	500	100

The NIOSH-recommended time-weighted average concentration limit is 0.1 ppm.¹⁵ Phosgene reacts with proteins in the pulmonary alveoli, disrupting the blood-air barrier in the lungs. The onset of symptoms may be delayed and, based on available information, there appears to be no specific proven antidote against phosgene-induced lung injury. However, clinical experience indicates that early treatment of suspected phosgene exposure may be more effective than treating clinically overt pulmonary edema. Early treatment options include steroids and positive airway pressure ventilation. Patients are expected to fully recover from low-dose exposure.

Bayer produces phosgene at the Institute facility by reacting carbon monoxide and chlorine gas in the presence of a carbon catalyst. The phosgene is stored in the ECC until it is used in three nearby process units and to make methyl isocyanate, an intermediate chemical used to make four additional products.

¹³ The NIOSH definition for an IDLH exposure is a condition that poses a threat of exposure to airborne contaminants when that exposure is likely to cause death or immediate or delayed permanent adverse health effects or prevent escape from such an environment.

¹⁴ An odor threshold is the lowest airborne concentration that can be detected by a population of individuals.

¹⁵ Time-weighted average concentration is based on up to a 10-hour workday during a 40-hour work week.

1.6.3 Methyl Isocyanate

Methyl isocyanate, or MIC, is one of the key chemicals used to make methomyl and two other products at the Institute site. MIC is a clear, colorless liquid with a strong, pungent odor, is highly reactive with water, and must be stored in stainless steel or glass containers at temperatures below 40 °C (104 °F) to prevent a highly exothermic¹⁶ self-polymerization reaction.

The NIOSH-recommended time-weighted average concentration limit is 0.02 ppm. MIC can damage human organs by inhalation, ingestion, and skin contact in quantities as low as 0.4 ppm. Exposure symptoms include coughing, chest pain, dyspnea, asthma, irritation of the eyes, nose, and throat, and skin damage. Exposure levels above about 21 ppm can result in pulmonary or lung edema, emphysema and hemorrhages, bronchial pneumonia, and death.

Bayer is the only facility in the U.S. that manufactures, stores, and consumes large quantities of MIC. It stores the liquid in underground pressure vessels in the MIC production unit located in the ECC, about 2,500 feet east of the Methomyl-Larvin unit. Each pressure vessel is insulated and double-wall construction, with leak detection in the annulus between the inner and outer wall. The MIC is refrigerated to between -10 °C and 0 °C (14 and 32 °F).

Prior to the incident, liquid MIC was transferred through an insulated piping system to an aboveground pressure vessel called a “day tank” located on the southwest corner of the Methomyl-Larvin production unit near the control room.¹⁷ After refilling the day tank, operators drained the transfer line and purged it with nitrogen.

The maximum MIC inventory in the 6,700-gallon capacity, stainless steel day tank was approximately 37,000 pounds (about 75 percent full). The pressure vessel was rated at 100 psig, but it

¹⁶ An exothermic reaction is a chemical reaction that generates heat.

¹⁷ The day tank at the Methomyl-Larvin unit also supplied MIC to the FMC-owned carbosulfan - carbofuran unit through a double wall piping system. Bayer stopped using the day tank, cross-unit transfer piping and FMC unit in August 2010 as part of the MIC storage reduction effort.

was normally operated at 10 psig using a dedicated nitrogen supply system. The MIC was circulated through a chiller, and cooling coils were attached to the outside of the insulated day tank to maintain the MIC between -10 °C and 0 °C (14 and 32 °F). The chiller used a non-MIC reactive solvent, MIBK, rather than a water-ethylene glycol mixture to prevent a possible MIC-water reaction should the chiller leak. The MIBK system pressure was maintained greater than the MIC system pressure and the refrigerated ethylene glycol-water mixture system pressure in the MIBK chiller to ensure that water would not enter the MIC system in the event of a leak in both heat exchangers.

The control system contained redundant pressure, temperature, and flow instruments including high-pressure and high-temperature alarms and refrigeration system failure alarms. The area around the tank was equipped with air monitors to detect MIC. Firewater monitors (stationary spray nozzles) were located nearby to mitigate an MIC leak and suppress a fire that might threaten the tank. A wire rope blast blanket surrounded the entire tank and top piping connections (Figure 2) to stop debris from striking the day tank and to provide a thermal shield from radiant heat from a nearby fire. Finally, an emergency dump tank adjacent to the day tank was available to receive the contents of the MIC day tank and cross plant transfer line.

The MIC recirculation system, carbofuran unit transfer line, and the cross plant transfer line were equipped with emergency block valves that were operated from the control room. Emergency generators provided power to the refrigeration system in the event of a loss of normal plant electricity. MIC system vents were connected to the process and emergency vent systems.

1.7 Methomyl-Larvin Unit

The Methomyl-Larvin unit is located in the West Carbamoylation Complex (Figure 6). Methomyl was produced, packaged, and stored in a unit warehouse for later use in manufacturing Larvin or sold directly to commercial customers. Control room and outside operators were trained to work on both the methomyl and Larvin units. Although independent, both units were operated from the same control room (Figure 7).



Figure 6. Aerial view of Bayer Institute Manufacturing Park. Methomyl-Larvin unit (circled) is in the West Carbamoylation Complex




Figure 7. Overhead view of the Methomyl-Larvin production unit

1.7.1 Methomyl Synthesis

Methomyl production involved a series of complex chemical reactions. The process began by reacting aldoxime and chlorine to make chloroacetaldoxime, which was reacted with sodium methyl mercaptide in MIBK solvent to produce methylthioacetaldoxime (MSAO). Finally, MSAO was reacted with methyl isocyanate in MIBK to produce methomyl (Figure 8). Excess MIC was removed from the methomyl-solvent solution and then the solution was pumped to the crystallizers where an anti-solvent was added to cause the methomyl to crystallize. Finally, the crystallized methomyl was separated from the solvents in the centrifuges and the methomyl cake was removed from the centrifuges, dried, cooled, packaged in drums, and moved to the warehouse. The liquid exiting the centrifuges, known as mother liquor, contained MIBK and hexane, very small quantities of methomyl, and other impurities.

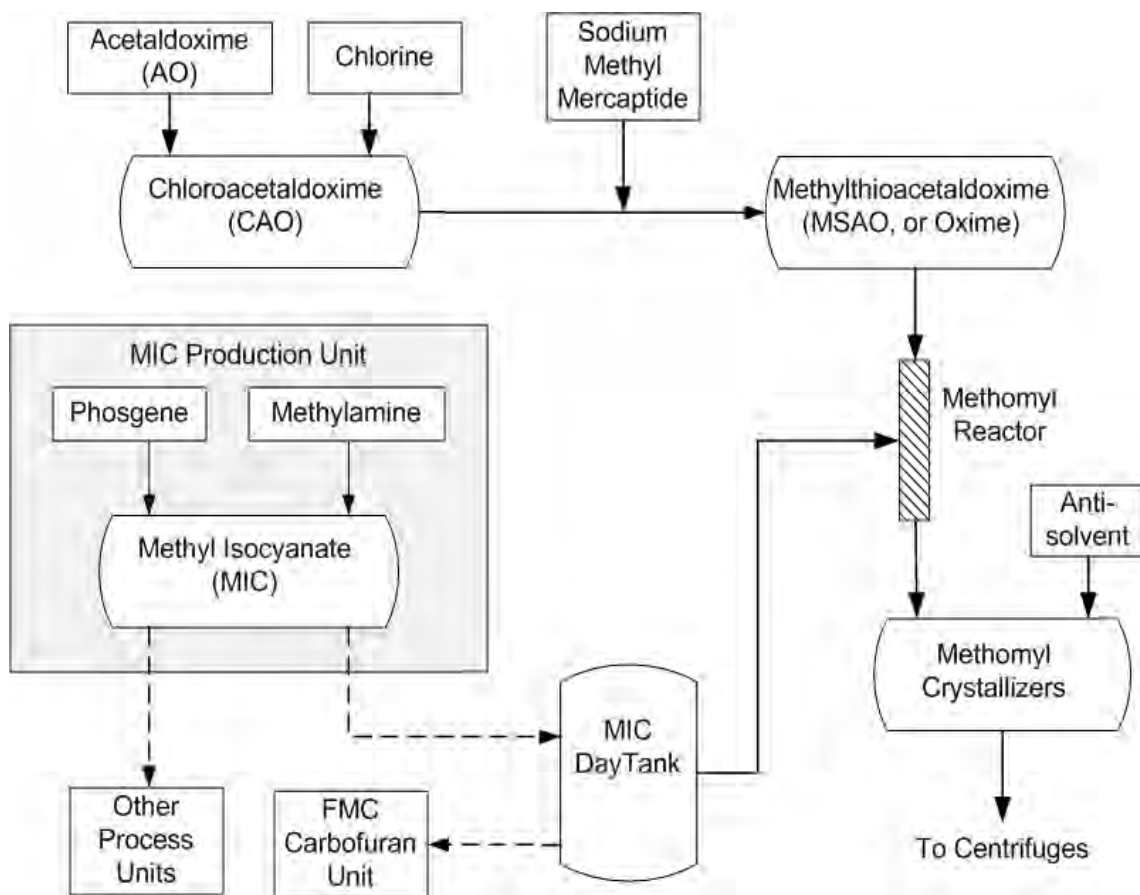


Figure 8. Methomyl synthesis process flow (dashed lines are unit-to-unit transfer pipes)

Distillation separated the solvents in solvent recovery flashers and recycled the solvents back to the beginning of the process (Figure 9). The unvaporized solvents and impurities including up to about 22 percent methomyl, accumulated in the bottom of the flasher. The flammable liquids could be used as fuel in the facility steam boilers. However, before this flammable waste liquid, called “flasher bottoms,” could be pumped to an auxiliary fuel tank, the methomyl concentration had to be reduced to not more than about 0.5 percent for environmental and processing considerations.¹⁸

¹⁸ The maximum methomyl concentration limit in the auxiliary fuel was based on environmental effluent criteria and the prevention of an uncontrolled methomyl decomposition reaction in the auxiliary fuel storage tank.

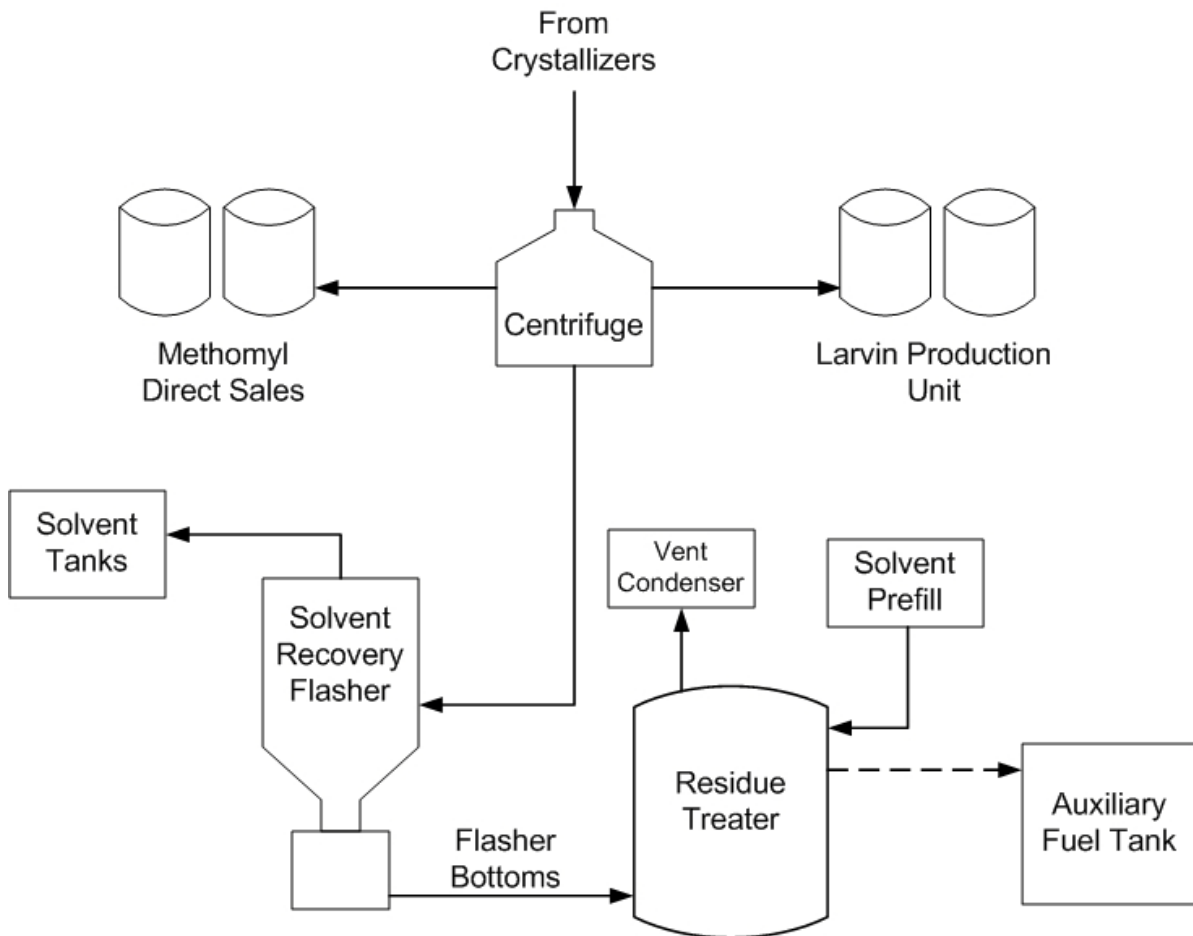


Figure 9. Methomyl centrifuge and solvent recovery process flow

The residue treater was used to dilute the incoming flasher bottoms in MIBK solvent and was designed to operate at a high enough temperature, and with sufficient residence time, to decompose the methomyl in the flasher bottoms stream to below 0.5 percent. The solvent and residual waste material were transferred to the auxiliary fuel tank for use as a fuel in the facility steam boiler. Vapor generated in the methomyl decomposition reaction exited through the vent condenser to the process vent system where toxic and flammable vapor were removed.

1.7.2 Control System Upgrade

Operators were qualified to operate the methomyl and the Larvin units, each from a separate workstation in the control room. In 2007 Bayer upgraded the Larvin unit control system to a Siemens

distributed control system (DCS)¹⁹ and upgraded the methomyl control system during the 2008 methomyl outage.²⁰ Bayer, with assistance from Siemens, conducted formal operator training on the Larvin control system upgrade in 2007 and by spring 2008, the operators were proficient in using the Larvin DCS.

The DCS contains three control system interlock matrices: Safety, Operating, and Control. The safety matrix consists of pre-defined process deviations and computer-controlled process actions that determine how and when fail-safe automatic control functions are activated. The status of all safety matrix interlocks is displayed on a color-coded spreadsheet on the display console. Process mimic screens²¹ also displayed safety matrix component cause/effect²² status next to the component icon. A password, which board operators did not have access to, was required to bypass (override) or change a safety matrix cause/effect fail-safe control.

Like the Larvin system upgrade, board operators and unit engineers directly participated in configuring the design of the methomyl DCS. New display screens designed to mimic the process flow incorporated automated icons for critical equipment to show operating status and other parameters, included a mouse user interface, and featured improved human-machine interfaces.

¹⁹ DCS are dedicated systems used to control manufacturing processes that are continuous or batch-oriented. The DCS is connected to sensors and actuators and uses setpoint controls to control process variables.

²⁰ The methomyl process was not run year-round, as demand for methomyl was such that the methomyl unit was operated for a few months at a time with extended outages between runs. The optimal time to perform major repairs and system upgrades was during these outages.

²¹ A mimic screen is a simplified graphical representation of a process that uses icons to display piping and equipment with color-coded operating status, instrumentation with output values and setpoint data, and other key equipment and information maintain situation awareness and to control the process.

²² A safety matrix cause element is a pre-defined process deviation value that triggers the specified process component action or effect. For example, if the tank level exceeds the high-high setpoint (the cause), the fill line process valve is commanded to close (the effect).

1.7.3 Residue Treater

The residue treater was a 4,500-gallon pressure vessel with a maximum allowable operating pressure of 50 psig. The relief system on the residue treater was designed to handle a maximum methomyl concentration not to exceed 1.0 percent.

The vessel mechanical integrity program inspection results found that the 25-year-old vessel had sustained significant wall thinning due to generalized corrosion. Using the management of change (MOC) program, Bayer replaced the vessel during the summer 2008 outage with a new stainless steel pressure vessel to improve corrosion resistance. The existing recirculation piping, controls, and instruments were not modified.

The vent condenser piping at the top of the residue treater was prone to blockages during unit operation. Gases that evolved from the methomyl decomposition reaction passed through the vent condenser to the flare system. The gas flow carried trace amounts of solid material into the vent system where they were deposited on the surface of the pipe. Over time, the accumulating deposits would choke the flow and cause the residue treater pressure to climb. The board operator directed outside operators to attach a temporary steam line to the vent pipe and flush the deposits from the vent pipe whenever the deposits blocked the vent and caused the residue treater pressure to approach the upper operating limit.

Because the original design did not consider the need to periodically clear blockages, the valves and connection ports were hard to reach, so Bayer repositioned them during the unit outage to improve access.

1.7.3.1 Residue Treater Operation

The residue treater (Figure 10) had an automatic level control system to control the liquid level at about 50 percent. The residue treater recirculation system was used to heat the solvent at the beginning of a new production run, mix the incoming flasher bottoms into the partially filled vessel,

and remove excess heat generated from the exothermic decomposition of the methomyl inside the vessel.

An automatic temperature control system on the residue treater monitored both the bulk liquid temperature in the residue treater and the liquid in the recirculation loop. During startup, the control system modulated the recirculation and steam flows through the heater. When the liquid temperature increased to the setpoint limit, the control system closed the steam flow valve, and changed the position of the circulation valves to redirect the recirculation flow from the heater to the cooler. The cooler was provided with constantly circulated 80 °C (176 °F) water, which was sufficient to remove excess heat from the decomposing methomyl and to maintain the liquid temperature within the operating limits, provided that the bulk methomyl average concentration inside the residue treater remained below about 0.5 percent.

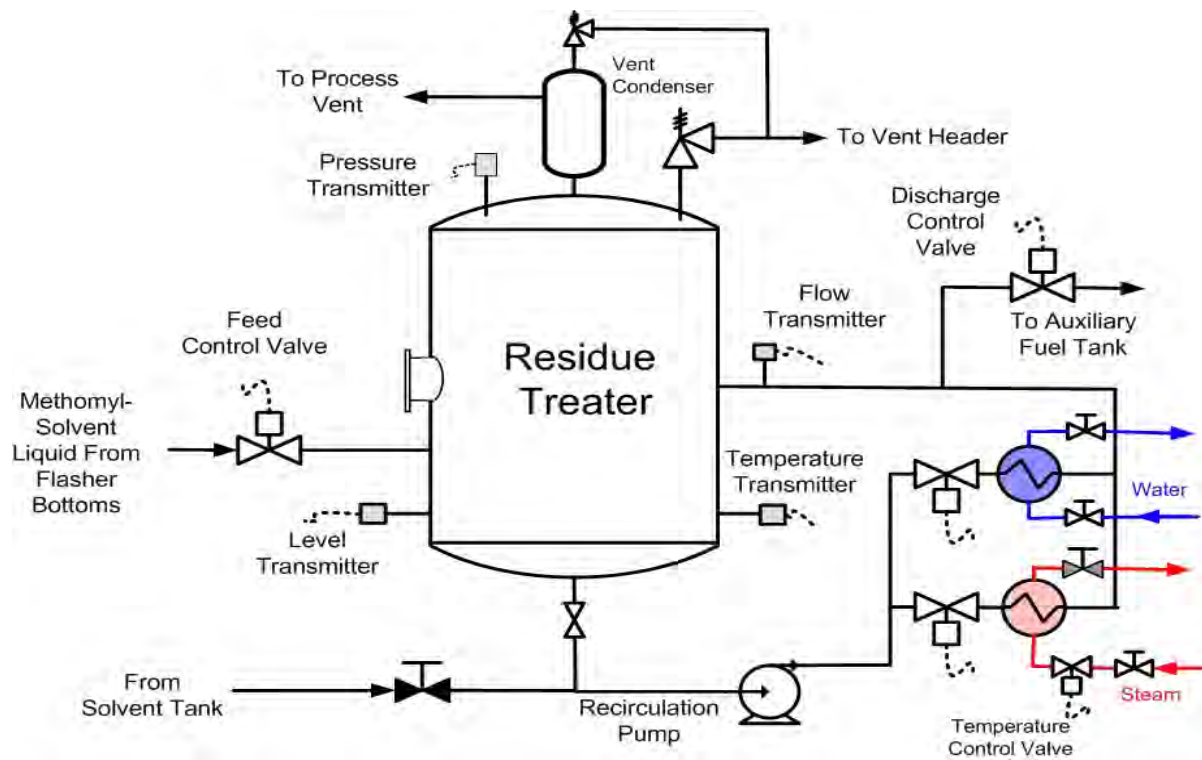


Figure 10. Residue treater piping system layout

At normal operating conditions, the temperature of the flasher bottoms liquid was kept at about 80 °C (176 °F) to prevent an uncontrolled auto-decomposition of the higher concentration methomyl. The contents of the residue treater were maintained at approximately 135 °C (275 °F), the temperature that assured the incoming methomyl quickly decomposed so as not to accumulate to an unsafe concentration inside the residue treater. As the flasher bottoms liquid entered the hot solution in the residue treater, the methomyl began to decompose. The exothermic heat of decomposition was controlled by vaporization, and condensing of the solvent in the vent cooler, supplemented as needed by the recirculation loop cooler.

1.7.3.2 Operating Limit Control Interlocks

The residue treater control system was equipped with operating limit controllers integrated into the automatic feed control valve operation. A minimum temperature interlock and a maximum pressure interlock prevented the feed control valve from opening until the minimum temperature of the residue treater contents were at or above the setpoint and the residue treater pressure was below the setpoint, respectively. Both were designated as safety interlocks; thus, bypass control was password-protected. A third interlock, designated “operating,” also prevented the feed control valve from opening until residue treater recirculation flow was established. The standard operating procedure (SOP) specifically discussed the importance of these interlocks:

Mother liquor flasher tails [flasher bottoms] can not be introduced into the residue treater until the pressure is not high-high, the tank temperature is not high-high or low-low and the circulation flow is not low-low.

The SOP contained an administrative control²³ that the operator had to perform before putting the residue treater methomyl feed in automatic operation: “If the tank is allowed to cool below 130 °C [266 °F], for any reason, it must be sampled before being heated up again.” Furthermore, the SOP

²³ An administrative control is an action or activity that is described and managed through a specific operating or maintenance procedure.

cautioned, “[I]f the methomyl concentration is above 1.3 %, a run away [sic] reaction could result upon heating the tank.” Furthermore, the process hazards analysis stated:

[R]egular samples of residues [flasher bottoms] from the flasher would assure proper operation and safety...Take regular samples of residues from the flasher and residue treatment tank. This will assure proper operation and safety since safety relief sizing is based on a certain maximum methomyl concentration in each item.

However, the SOP did not require analyzing the flasher bottoms, nor was the system configured such that operators could collect a liquid sample for analysis. As discussed in the incident analysis, one key factor contributing to the incident was that the operators were unaware the flasher bottoms contained an excessively high concentration of dissolved methomyl.

1.7.3.3 Startup and Operation

The SOP contained specific steps for starting the residue treater. During these startup steps, the flasher bottoms flow control valve was to be set in the manual, closed position. The safety interlocks on the flasher bottoms flow control valve were designed to prevent feeding methomyl into the residue treater until the limit conditions were satisfied. The startup sequence also required the operator to sample the liquid remaining in the residue treater from the previous run and send it to the lab to confirm that it contained less than 0.5 percent methomyl.

The startup sequence required the board operator, with the assistance from an outside operator, to manually pre-fill the residue treater with solvent to the minimum level of about 30 percent and to start the pump and achieve steady state recirculation. After reviewing the residue treater sample lab results to confirm the methomyl concentration was below 0.5 percent, the board operator started the solvent heating cycle, which was typically controlled automatically by the computer system. Finally, the SOP required the outside operator to collect another sample of the residue treater contents and send it to

the lab for analysis to re-verify that the liquid contained not more than 0.5 percent methomyl.²⁴ Once confirmed, the board operator set the flasher bottoms flow control valve in the automatic position, and flasher bottoms would begin entering the residue treater. These steps ensured that when the flasher bottoms began flowing into the residue treater, the flasher bottoms were diluted and heated so that the methomyl would decompose rather than accumulate above safe limits.

As long as the flasher and residue treater level controllers and temperature controllers were set to automatic, no further operator action was required to control the system. The SOP required the outside operator to collect a liquid sample from the residue treater only once every 24 hours and send it to the lab to confirm that the methomyl concentration in the liquid being transferred to the alternate fuel tank remained below 0.5 percent.

The residue treater liquid level control was designed to operate in the automatic, continuous flow mode. However, in this operating mode, the flow rate was very low; thus, the alternate fuels outgoing transfer pipe frequently became plugged with viscous material. Therefore, the board operators kept the level controller in the manual operating mode and allowed the residue treater level to increase to the upper fill limit, and periodically transferred the liquid at a much higher flow rate to prevent the line from becoming plugged. The SOP was not revised to incorporate this change.

²⁴ Since the residue treater was new and not previously operated, this step was not needed for the August restart. However, the SOP did not allow this deviation.

2.0 Incident Description

The incident is described in chronological order, beginning with pre-startup activities that contributed to the conditions leading up to the explosion. It continues with equipment preparation, then through the startup of the principal methomyl unit subsystems. This section next discusses the specific conditions that led to the runaway reaction in the residue treater and ends with the emergency response discussion.

2.1 Pre-Startup Activities

Unlike the normal methomyl restart after a routine shutdown, the August restart involved operations personnel, engineering staff, and contractors working around the clock to complete the control system upgrade and residue treater replacement. Work included finalizing the software upgrades, modifying the work station, calibrating instruments, and checking critical components. Board operators were provided time at the methomyl work station so that they could familiarize themselves with the new control functions, equipment and instrument displays, alarms, and other system features. Other personnel were completing the residue treater replacement, reinstalling piping and components, and reconnecting the control and instrument wiring. These activities progressed in parallel with the ongoing Larvin unit operation.

The methomyl control system upgrade required a revision to the SOP to incorporate the changes needed to operate the methomyl unit with the new Siemens system, and to reformat the SOP to a computerized document. However, at the time of the incident the SOP revision remained incomplete; the operators were using an unapproved SOP²⁵ that did not contain the new control system operating details.

²⁵ The review and approval record of the working copy in use at the time of the incident was unsigned. A watermark on each page read “draft in review 11/13/07.”

2.1.1 Solvent Flush and Equipment Conditioning

Many of the subsystems in the methomyl unit required a solvent flush and nitrogen gas purge to clean and dry the systems before startup. These activities were critical to safely start the residue treater system as the feed, recirculation, and vent piping had been disconnected and a new pressure vessel had been installed. The solvent-only run was also needed to verify instrument calibrations, proper equipment operating sequences, and other operating parameters in the new DCS.

The staff flushed the process equipment with solvent to remove contaminants and water that might have gotten into the system during the outage. However, contrary to the SOP²⁶ the staff did not perform the residue treater solvent run.²⁷ Operators reported that solvent flow restrictions upstream impeded completion of instrument calibrations because the proper adjustments could not be made at low flow rates. Even had the staff not needed to verify the control system function and operability, the solvent run was required to pre-fill the residue treater to the minimum operating level and to heat the liquid to the minimum operating temperature before adding the methomyl containing flasher bottoms feed.²⁸ This was essential for safe, controlled methomyl decomposition. As discussed in Section 1.7.3.2, the control system design prevented adding methomyl until the solvent was at minimum volume and temperature, but the operators bypassed the safety devices during the startup.

2.2 Unit Restart

Although the operations staff acknowledged that management had not prescribed a specific deadline for resuming methomyl production, onsite stockpiles of methomyl necessary to make Larvin were dwindling. Unit personnel recognized the important role of methomyl in the business performance of

²⁶ Although the SOP had not been reviewed and approved, as with the prior approved SOP, it required the solvent run.

²⁷ The staff acknowledged that the solvent-only run was not performed on the residue treater, but were unable to explain who decided to proceed with feeding methomyl to the empty, unheated residue treater.

²⁸ The SOP warned that a runaway reaction would result if methomyl were allowed to accumulate in the residue treater before the treater is properly heated.

the facility, and a recent increase in worldwide demand for Larvin created a significant, sustained production schedule. Methomyl-Larvin operating staff told CSB investigators that they looked forward to resuming methomyl production and a return to the normal daily work routine after the long unit shutdown.

Operator logs documented the plan to start the MSAO (a.k.a. Oxime) unit Monday morning, August 25. Methomyl synthesis needed to begin shortly thereafter. However, critical startup activities were not completed, and the staff struggled with many problems as they attempted to bring each subsystem on line. To complicate the startup problems, process computer system engineers had not verified the functionality of all process controls and instruments in the new control system.

2.2.1 Equipment Malfunctions

Although the methomyl unit outage and new DCS implementation were incomplete, the staff proceeded with the unit restart. Some of the equipment was not yet operational and some equipment malfunctioned. For example, a few days before the incident, operators discovered that a valve had not been installed on a solvent feed line, which resulted in excessive solvent consumption. During one shift, operators discovered that heat tracing on a process line was not operating, which allowed the contents in the pipe to cool and solidify.

Another problem was traced to a broken stem on a water cooling system valve on a vapor condenser. The closed valve prevented adequate condenser cooling, which led to an imbalance in the crystallizer solvent ratios and excess MSAO in the flasher bottoms. Operators also encountered many problems tuning control loops and calibrating instruments for the newly installed computer control system. These issues were compounded because the operators had not become familiar with all of the methomyl work station functions and changes made to some process variables.

2.2.2 Methomyl Synthesis and Crystallization

The board operator startup log reported many continuing adjustments and corrections to the computer system. By mid-week, methomyl was being synthesized in the methomyl reactor and the crystallizers were put in service. The next step was to start the centrifuges to separate the crystallized methomyl from the solvents. The SOP was written such that two centrifuges operated in parallel. While one was progressing through the crystal-liquid separation cycles, the other was emptied of the crystallized methomyl “cake” and then refilled with a new batch of slurry. From there the methomyl cake went to the drying and packaging stages. This operating sequence assured that the upstream methomyl synthesis processes could run continuously.

At the beginning of this startup, only one centrifuge was operational; the other had continuing problems with electrical connections. Regardless, the operators proceeded with the restart, using only one centrifuge to separate the crystallized methomyl from the liquid solvents. An operator told CSB investigators that maintaining the proper solvent ratios was much more difficult during the startup, and that he needed to closely focus on the operating conditions and frequently adjust control variables in the DCS.

After feeding what they presumed to be normal methomyl-solvent slurry into the centrifuge, the outside operators opened the centrifuge to remove the methomyl crystal cake but discovered there were no methomyl crystals in the centrifuge basket. The absence of methomyl crystals could have been due to two causes: either a malfunction prevented methomyl from being synthesized in the methomyl reactor, or the crystallizer solvent/anti-solvent ratio was incorrect and the methomyl remained in solution rather than being crystallized. If the former was the cause, methomyl would not be present in the flasher bottoms feed to the residue treater—there would be no methomyl to decompose in the residue treater. If the latter was the cause, the methomyl concentration in the residue treater feed would likely be significantly greater than expected—uncrystallized methomyl would remain in solution and eventually accumulate in the flasher bottoms.

2.2.3 Solvent Recovery

As the operators worked through the ongoing myriad problems during the methomyl startup, they were depleting the fresh solvent inventory faster than expected. Therefore, they needed to get the solvent recovery system on line as quickly as possible to replenish the solvents. The residue treater was the last processing step in the solvent recovery system.

The liquid exiting the centrifuge normally contained only about 0.5 percent methomyl, some MSAO, trace impurities, and solvents. Routine collection and testing during startup indicated that the methomyl concentration was more than double the maximum operating limit value and as high as 4.0 percent, eight times greater than the specified operating limit for the four collected samples. These samples confirmed that methomyl was being synthesized in the reactor and that the solvent ratio was off specification in the crystallizer so the methomyl did not crystallize. Again, ongoing equipment issues and improperly calibrated and tuned instruments distracted the staff. They did not review the lab results so were unaware of the over-concentration problem and continued solvent recovery startup activities.

The solvent flasher separated and extracted the solvents for reuse. Trace impurities and MSAO accumulated in the bottom of the flasher along with the non-recoverable solvents and methomyl. These so-called flasher bottoms typically contained about 22 percent methomyl when all upstream process equipment was operating within the specified parameters. However, unknown to the startup team, the gross solvent imbalance in the crystallizer caused the methomyl concentration to climb to as high as 40 percent, nearly twice the design basis amount.²⁹

²⁹ The process hazards analysis (PHA) discussed the importance of sampling the residue treater feed (flasher bottoms) to verify that the methomyl concentration did not exceed the residue treater design limits. However, the SOP did not require such a sample, and no sample collection point was available in the system. The designers presumed that the flasher feed sample and in-specification flasher column operation would assure methomyl concentration in the flasher bottoms would not exceed the design limit.

2.2.4 Residue Treater Startup

The residue treater was the last equipment to be started. The critical startup safety prerequisites, pre-startup solvent fill and heat-up were omitted from the restart activities. Furthermore, the board operators bypassed the minimum operating temperature interlock that prevented adding methomyl into the residue treater, as some operators were accustomed to doing. The minimum recirculation loop flow interlock on the feed valve was also left bypassed by the computer programmers. Without recirculation flow, the concentrated methomyl feed was not adequately mixed with what should have been preheated solvent already in the residue treater.

Operators told CSB investigators that, based on operating experience, there would be little methomyl in the system “this early in the startup.” That is most likely the reason the operators skipped the sample collection and analysis steps.

On August 28, at approximately 4 a.m., the board operator manually opened the residue treater feed control valve and began feeding flasher bottoms into the nearly empty vessel. With a low flow rate of about 1.5 gallons per minute, more than 24 hours would be required to fill the residue treater to 50 percent, the normal operating level. The operations staff did not discuss the residue treater operating status at the 6 a.m. shift change, as they were preoccupied with other startup issues.

Samples from the second sample point, the residue treater outlet, were not collected and tested as required by the startup procedure or at the normally scheduled time, the beginning of the day shift. Operators offered two explanations for not sampling the residue treater contents during the restart activities. First, since the centrifuges contained no methomyl cake, the staff incorrectly concluded that methomyl had not been synthesized. Second, the outside operator on the day shift was unaware that the residue treater had been put into operation—the night shift crew did not tell the day shift crew that the feed to the residue treater had been started.

The outside operator started the recirculation pump at 6:14 p.m. as directed by the board operator. The residue treater liquid level was approximately 30 percent (1,300 gallons) and the temperature

ranged between 60 and 65 °C (140-149 °F), still significantly below 135 °C (275 °F), the critical decomposition temperature. The pressure remained constant at 22 psig. At 6:38 p.m., the temperature began steadily rising about 0.6 degrees per minute (Figure 11). At 10:21 p.m., the level was 51 percent when the recirculation flow suddenly dropped to zero.³⁰ In less than 3 minutes, the temperature was at 141 °C (286 °F), rapidly approaching 155 °C (311 °F), the safe operating limit, and climbing at the rate of more than two degrees per minute.

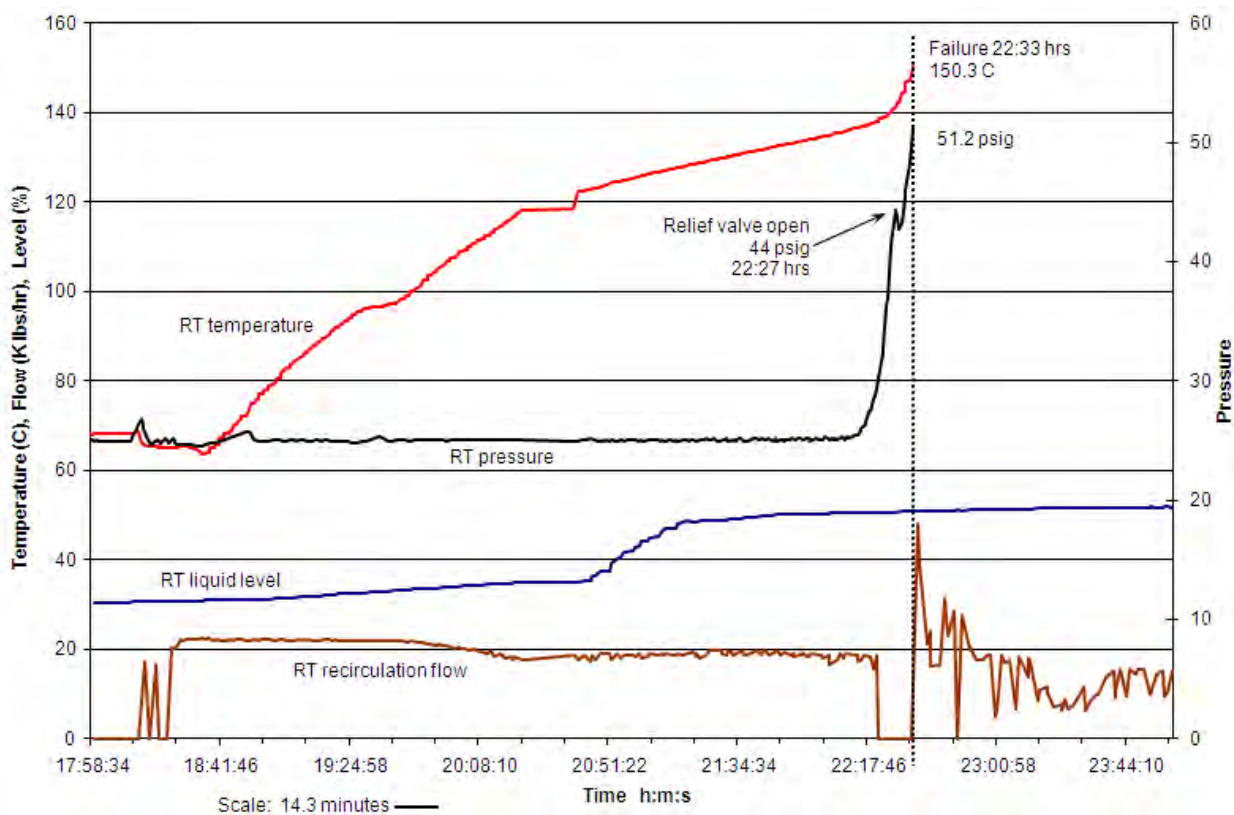


Figure 11. Residue treater process variables before the explosion. Failure occurred at 22:33, as shown at vertical dotted line

³⁰ A Bayer review after the incident determined that the split-range temperature control was incorrectly programmed in the DCS. In the process of changing from heating to cooling, the residue treater recirculation flow valves to both the heater and cooler closed, blocking all recirculation flow. However, the CSB concluded that this was not causal to the runaway reaction and vessel rupture.

At approximately 10:25 p.m., the residue treater high pressure alarm sounded at the work station. The board operator immediately observed that the residue treater pressure was above the maximum operating pressure and climbing rapidly. Not understanding what was wrong, but suspecting a blockage in the vent line, he contacted the outside operator and directed him to go to the residue treater to check the vent system.³¹ He also asked a second outside operator to assist. He then manually switched the residue treater recirculation system to full cooling, hoping that that might slow or stop the climbing pressure.

2.3 Explosion and Fire

At 10:33 p.m., a few minutes after the board operator talked to the outside operators, a violent explosion rocked the control room. A huge fireball erupted on the south side of the unit as alarms sounded on the methomyl and Larvin work stations. Operators scrambled to shut the systems down. The onsite fire station located nearby shook from the explosion as the emergency alarm sounded. Outside operators rushed to close valves, de-energize equipment, and activate stationary water cannons to begin fire suppression efforts. Water cannons were also directed at the MIC day tank blast blanket structure to help keep the day tank cool and prevent the fire from spreading to the tank.

Shortly after the explosion one of the two outside operators who had gone to investigate the residue treater problem was seen walking toward the control room. Coworkers quickly came to his aid and took him to a safe area until help arrived. He was badly burned. The body of the other outside operator was located about 4 hours later.

The bolts holding the residue treater support legs to the concrete foundation sheared off as the shell and top head of the 5,700-pound residue treater careened into the methomyl unit. The bottom head separated from the shell (Figure 12 and Figure 13) and came to rest about 20 feet from the residue

³¹ The CSB was later told that, in hindsight, plugging in the newly installed vent system could not have been the cause of the pressure excursion. The residue treater had not operated long enough to cause deposits to accumulate inside the vent pipe.

treater foundation. The explosion destroyed nearby pumps, heat exchangers, and electrical switchgear. The fire was fueled primarily by the solvent inside the residue treater and other flammable liquids that spilled from the ruptured piping systems.



Figure 12. Residue treater bottom head (left); vessel shell and top head (right)



Figure 13. Residue treater shell and top head recovered from inside the Methomyl-Larvin unit

The residue treater struck a large support column on the four-story process unit structure and sheared it off the baseplate on the concrete foundation (Figure 14). Small debris, including conduit, valves, small diameter pipe segments, and insulation, was thrown in all directions, some of which struck, but did not penetrate the MIC day tank blast blanket. The blast blanket also functioned as a heat shield to protect the tank and attached piping from the intense solvent-fueled fire.




Figure 14. Structural column (arrow) ripped from the steel baseplate (left)

The overpressure produced by the rupturing residue treater damaged properties in the surrounding community. Mobile homes, houses, businesses, and vehicles sustained primarily window breakage and minor structural damage. The majority of the property damage reports were within 1.5 miles of the explosion epicenter; however, some damage was reported as far away as 7 miles (Figure 15). Bayer received 57 property damage claims from residences and businesses totaling about \$37,000.

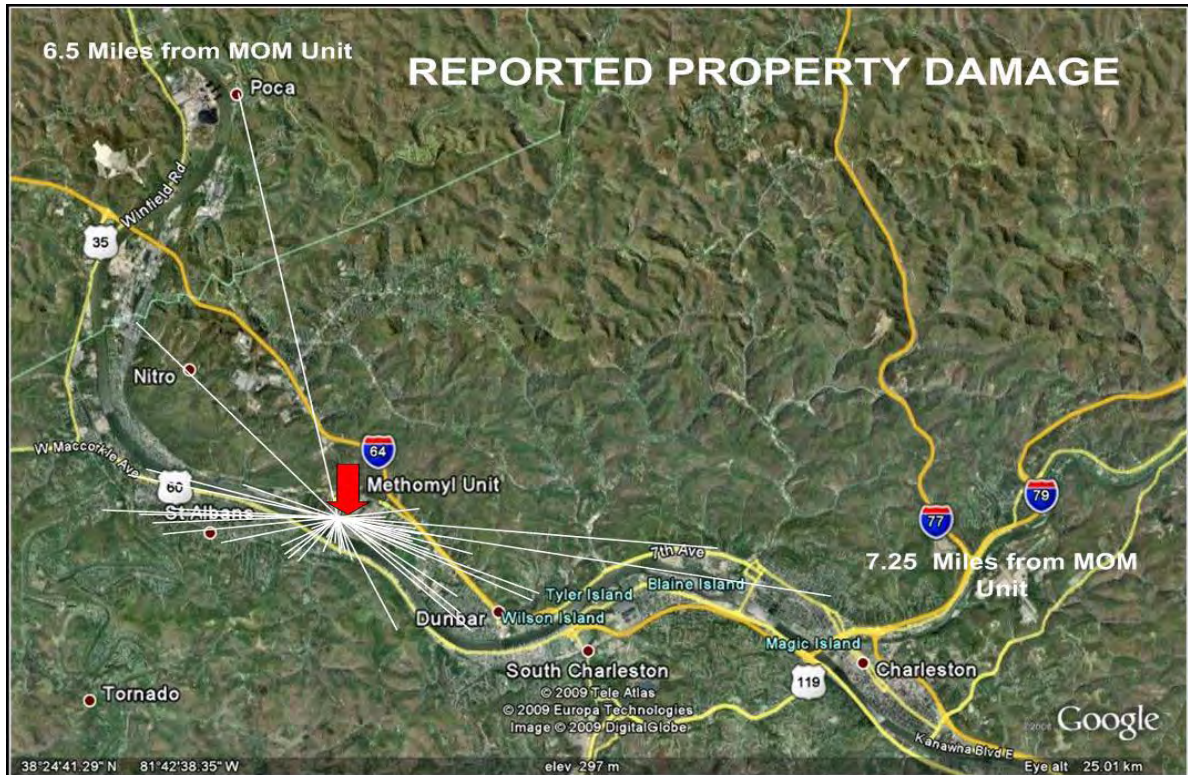


Figure 15. Aerial view of locations of reported offsite property damage

2.4 Emergency Notification and Response

2.4.1 Bayer CropScience Response

The Bayer fire brigade was at the scene within minutes of the explosion and set up a command post northeast of the methomyl unit, where the incident commander began coordinating the response as fire equipment and personnel arrived. Plant responders established and directed a water stream to the fire zone from the north.

About 5 minutes after the explosion, Metro 9-1-1 contacted the Kanawha County Emergency Ambulance Authority (KCEAA) and advised the agency of a large explosion at the Bayer plant. Emergency Medical Services (EMS) personnel began staging at the main gate about 2 minutes later. Within 6 minutes of the explosion, fire alarms sounded at the Institute and Tyler Mountain volunteer fire departments in accordance with the established mutual aid protocol. Institute fire department

responders staged at the main gate with backup equipment and supplies. Tyler Mountain firefighters joined the Bayer fire brigade at the methomyl unit to battle the blaze. A Metro 9-1-1 operator contacted the security guard at the Bayer main gate 9 minutes after the explosion.³² Bayer activated its Emergency Operations Center (EOC) at 10:45 p.m. Twelve minutes into the incident, the Bayer security guard asked the Metro 9-1-1 operator to dispatch an ambulance for a worker burned in the fire. The emergency response timeline is shown in Appendix B.

2.4.2 Local and State Emergency Response Agencies

As provided in the Kanawha Putnam Emergency Management Plan, the Kanawha Emergency Management Director ordered the Kanawha Putnam Emergency Operations Center (EOC) to be activated. County personnel staffed the EOC, which served as the centralized communications hub for all emergency response dispatch of police, fire, and EMS for Kanawha and Putnam counties.

The Kanawha County Sheriff heard a loud explosion at about 10:30 p.m. After hearing state and county radio traffic indicating that an explosion had occurred near the Bayer plant, he radioed Metro 9-1-1 while en route to the facility. He then requested that Metro Communications contact the Nitro and Dunbar Police Departments to arrange for roadblocks of Route 25 at the city limits to restrict traffic flow into the Institute area. The county EOC also routed information to and from the various responding municipal, state, and county agencies. Responding agencies included South Charleston, Nitro, and Dunbar Police Departments; the Jefferson and St. Albans Fire Departments; the Kanawha County Sheriff's Department; the State Fire Marshal's Office; the U.S. Bureau of Alcohol, Tobacco, and Firearms and Explosives, (ATF); and the KCEAA. All of these agencies routed their communications through the EOC during the emergency (Figure 16). As the night progressed, the Metro 9-1-1 call center received more than 2,700 phone calls, which overwhelmed the system.

³² The Bayer security guard told investigators that he tried many times to get through to Metro 9-1-1 but the line rang busy. The Metro 9-1-1 operator also had trouble getting through to the Bayer guard shack.

Upon arrival at the main gate about 10 minutes after the incident occurred, the Institute Volunteer Fire Department chief set up a command post and assumed the role of resource commander. In this role, he coordinated with the Bayer IC to provide outside mutual aid resources of personnel and equipment as needed. After the Institute fire department chief made the initial contact, the Bayer IC advised him that based on air monitoring information, “everything [was] being consumed in the fire” and that a shelter-in-place was not necessary. However, when the Kanawha County Sheriff arrived, he noticed an acrid smell in the air and not knowing the source, felt that he and his deputies might be at risk; thus, he ordered his deputies and state police to relocate to the Shawnee Park EOC, the location so designated in pre-planning exercises.

Immediately after the incident began, the Director of Regional Response Teams (RRT) for West Virginia, who works in the State Office of Emergency Services (OES) and was unsatisfied with the information being provided by Bayer, called the State Fire Marshal to assess the incident.³³ Bayer EOC personnel directed the Fire Marshal to the onsite EOC, where he tried, unsuccessfully, to get information that would allow an accurate assessment of the conditions and status of the incident response. Based on his observations of fire suppression operations, the Fire Marshal ordered the RRT unit, a trailer with supplies and other resources stationed in Nitro, be brought to the site for use if needed. He then went to the EOC at Shawnee Park.

³³ The State Fire Marshal is responsible for hazardous material incidents, incidents involving weapons of mass destruction, and mass casualty operations. The State Fire Marshal also provides guidance to 447 departments; more than 11,000 firefighters; and is responsible for code enforcement, fire safety, and investigations.

Final Investigation Report

**Bayer Cropscience Emergency Operations
Communication Diagram
(8/28/08)**

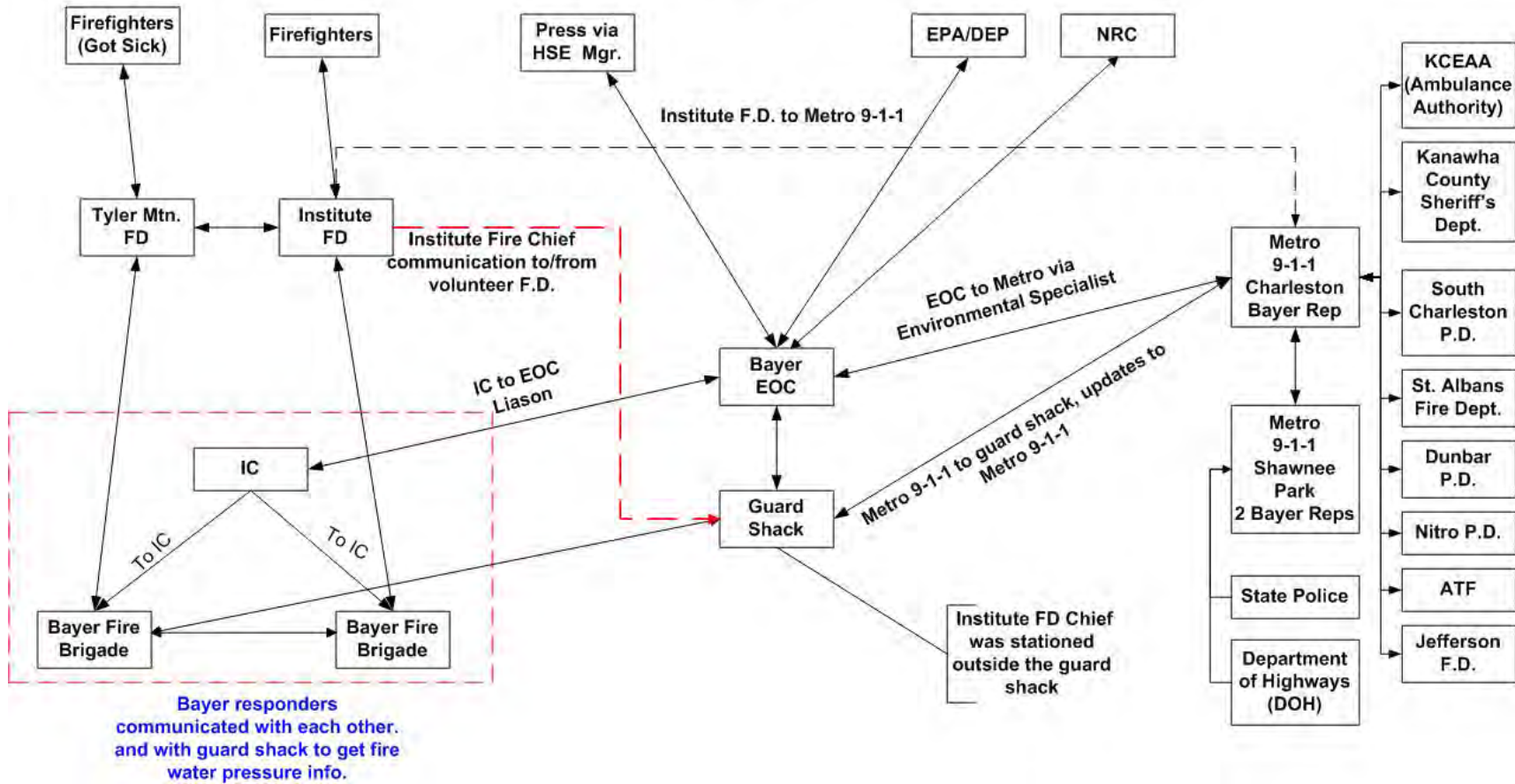


Figure 16. Methomyl unit explosion emergency communications diagram

At about 11:00 p.m., the St. Albans fire chief, after seeing a smoke cloud advancing towards St. Albans, requested information from Metro 9-1-1 about the composition of the cloud. As it approached, the chief advised Metro 9-1-1 dispatchers that if he did not get clear information regarding the make-up of the cloud, he would initiate a shelter-in-place advisory for the St. Albans community.

At 11:19 p.m., Metro 9-1-1 announced a shelter-in-place for the immediate area surrounding the Bayer facility, and initiated a reverse ring-down notification³⁴ to the residents in the affected community. Five minutes later, Bayer recommended that Metro dispatchers issue a shelter-in-place for the St. Albans area. At about 11:34 p.m., the KPEPC activated the County Emergency Alert System, which in turn initiated a shelter-in-place for the areas west of Charleston to Putnam County line. The shelter-in-place affected about 40,000 residents (Figure 17).

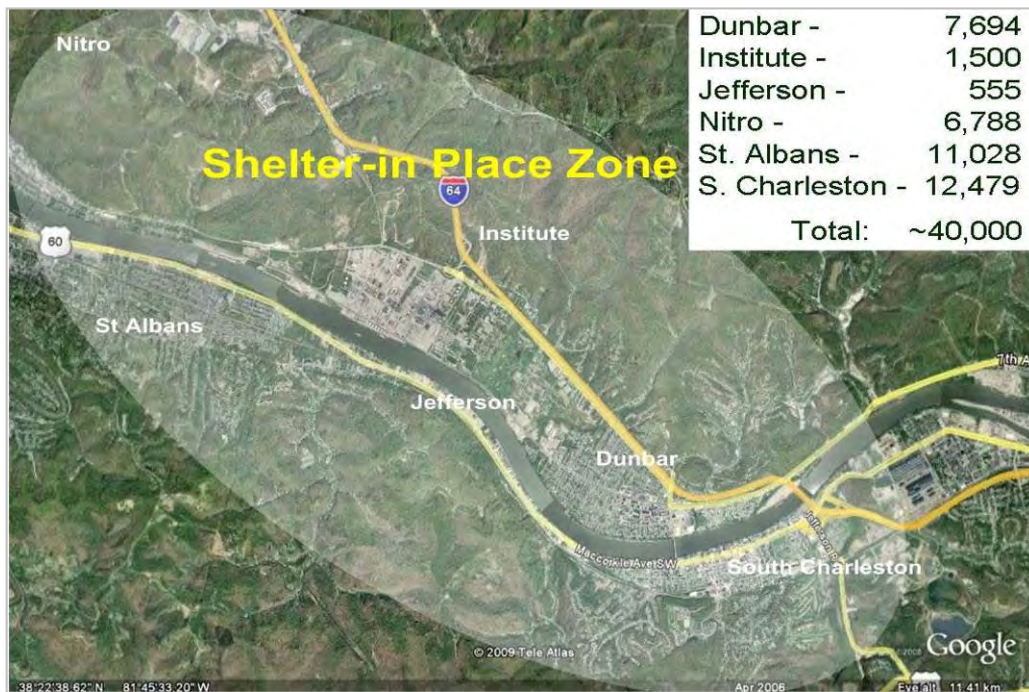


Figure 17. Areas and population affected by the shelter-in-place

³⁴ A reverse ring-down notification system is an automatic calling system that automatically calls residents and businesses in pre-defined areas. It delivers a pre-recorded message advising action to be taken in response to a community emergency.

At 12:34 a.m., a little more than two hours after the incident occurred, Bayer notified the National Response Center. At 2:05 a.m., about 3 hours and 30 minutes after the incident began, Kanawha Putnam EOC declared the area west of Charleston, which included St. Albans, Nitro, Jefferson, Dunbar and Institute safe to re-enter and canceled the shelter-in-place action.

2.4.3 Emergency Operations Center Activations

As the response to the emergency progressed, three EOCs were activated, which contributed to confusion and communication difficulties. The first, the Bayer EOC, was located along the northern boundary of the plant adjacent to Route 25, and was staffed by Bayer personnel including the WCC unit manager; Health, Safety, and Environmental Manager; and operations manager. This site was less than one-half mile from the incident and was part of the Bayer emergency planning process. One function of the Bayer EOC was to coordinate communication with Bayer corporate staff in Raleigh, North Carolina, and provide updates to the media. It was also responsible for communicating incident status and mutual aid assistance with the outside emergency response agencies.

The Kanawha Putnam EOC was activated at the Metro 9-1-1 call center in South Charleston. The center was staffed by county personnel and served as the centralized communications hub for all emergency response dispatch of police, fire, and EMS for Kanawha County.

As part of the Bayer emergency notification ring-down system, the plant's environmental specialist was notified of the incident and advised to report to the Kanawha Putnam EOC in response to its request for a Bayer representative to relay information directly to the county authorities. The environmental specialist arrived at the Kanawha Putnam EOC between 11:40 p.m. and 12:00 a.m. Shortly after arriving, he phoned the Bayer EOC to obtain information regarding the location of the fire and the substances thought to be involved. He spoke to the Health, Safety, and Environmental Manager and his supervisor and was able to provide the dispatchers with information regarding three substances thought to be involved in the incident: dimethyl disulfide (DMDS), methyl isobutyl ketone (MIBK), and acetonitrile. However, Bayer was slow to provide additional details.

The Kanawha Emergency Management Director also activated a mobile EOC at Shawnee Park, which was located on Route 25 less than a mile to the southeast of Bayer. Two Bayer environmental specialists reported there to act as liaisons with non-Bayer responders. Representatives from the Department of Highways, State Police, and the Sheriff's office also reported to the Shawnee Park EOC.

2.5 Air Monitoring

At the time of the incident, the two AreaRae[®] fence line air monitors³⁵ were positioned on the east end of the plant and on the west riverbank to detect concentrations of airborne chemical contaminants and alert facility occupants if air concentrations exceeded safe levels and had traveled beyond plant boundaries. The CSB investigators examined the monitor data and determined that the fence line monitors did not detect hazardous concentrations of the chemicals sampled. Another AreaRae system monitor recorded atmospheric winds, temperature, and barometric pressure.

Continuous air monitors were located in and around the production units to detect fugitive leaks in process equipment³⁶ or leaks resulting from process upsets. The Methomyl-Larvin unit had 16 localized MIC sample points connected to an analyzer, which Bayer installed in March 2006 to continuously sample and record MIC concentrations at 2-minute intervals. If concentrations exceeded 1.0 ppm, the system was designed to activate a visual alarm display in a room on the second floor of the Methomyl-Larvin control building.

However, in May 2008, the analyzer malfunctioned, causing spurious alarms. Although technicians investigated, they had not resolved the problem before the August methomyl unit startup. The CSB learned that the system had not been repaired and restarted even though the MIC storage tank had

³⁵ An AreaRae instrument is a direct-reading device that continuously samples for a wide range of chemicals including oxygen, carbon monoxide, chlorine, volatile organic compounds (VOC), and methane.

³⁶ A fugitive leak is a small leak in process equipment. Such leaks are commonly called "fugitive emissions," which must be identified and corrected.

remained in service. On the night of the incident, the personnel in the Bayer EOC were unaware that the monitoring system was not active, therefore they assumed it would alarm if it detected airborne MIC or other detectable chemicals during the incident response. They had no way of knowing if toxic vapors from chemicals used in the methomyl unit were escaping into the air.

The MIC production unit, located about 1,800 feet from the Methomyl-Larvin unit, had a similar MIC air monitoring system with 16 stationary sample points. The analyzer recorded the results at 2-minute intervals. This analyzer was operational on the night of the incident but did not detect any chemicals including MIC during or after the incident.

3.0 Incident Analysis

3.1 Residue Treater Replacement

The Mechanical Integrity program on the original, 25 year old carbon steel residue treater identified significant service degradation. Bayer, through the MOC program, replaced it with a corrosion-resistant stainless steel vessel in anticipation of the planned increase in methomyl production. With the exception of substituting stainless steel for the carbon steel and associated material thickness changes required by the American Society of Mechanical Engineers Boiler and Pressure Vessel Code (ASME Code), Section VIII design rules, the new ASME Code-stamped vessel was identical to the original. The CSB concluded that this process modification did not contribute to the incident cause or consequences.

3.2 Internal Compliance Auditing

3.2.1 Corporate Process Safety Management Audits

The Bayer North America corporate assessment team conducted an audit of the Methomyl-Larvin unit in July 2005. The team, composed of four auditors from other Bayer facilities and business units, specialized in process safety, mechanical integrity, and pressure vessel engineering. The team audited against 7 of the 14 elements in the OSHA Process Safety Management standard³⁷ and the emergency response requirements in the EPA Risk Management Program.

The final report, issued in 2006, identified 17 PSM compliance issues in the audit focus areas. Several findings included deficiencies with tracking the status of recommendations and corrective actions from PHAs, equipment inspections, and compliance audits. As required by Bayer corporate standards, the Institute site developed a list of recommendations and corrective actions to resolve the findings

³⁷ The 2005 corporate PSM audit focused on process safety information, process hazards analysis, operating procedures, mechanical integrity, management of change, incident investigation, and compliance audits.

and entered them into a new action tracking system with an assigned responsible person for completion.

3.2.2 Audit Action Tracking System Upgrade

In 2006, Bayer implemented a new action tracking system in response to OSHA citations issued in a 2005 Institute facility inspection, which faulted Bayer for not having a tracking system to assure PHA recommendations were resolved, documented, and communicated. In 2006, Bayer program developers in Research Triangle Park, North Carolina developed the system for the Bayer facilities. A new tracking system feature contained a workflow integration function that automatically sent notifications to responsible parties and required electronic approval by managers to close completed actions. However, even with this new system, problems with action item tracking and closure continued.

3.2.3 Process Safety Management Self Assessments

Institute site personnel audited the Methomyl-Larvin unit against the PSM standard in 2004 and in 2007. The PSM “facilitated self assessment” was conducted every three years as required by the PSM standard. The 2007 facilitated self assessment found that action tracking deficiencies identified in previous corporate PSM audits and facilitated self assessments remained unaddressed. The audit also found that even after the OSHA citation 2 years earlier, action items generated in PHAs on the Methomyl-Larvin unit still were not being tracked and closed.

CSB investigators reviewed the corrective action plans identified in the corporate PSM audits and the PSM facilitated self assessments and identified similar shortcomings. For the 2005 corporate PSM audit, some listed corrective action items were still open. Some of the items listed on the 2007 facilitated self-assessment action plan were overdue by more than 9 months at the time of the August 2008 incident including one requiring the revision of Methomyl-Larvin unit SOPs.

3.3 Process Hazards Analysis

A Bayer team that included an experienced facilitator, process engineer, and experienced unit operations personnel conducted the methomyl system process hazards analysis (PHA) in 2005 using a hazard and operability study (HAZOP) technique. The team also used Bayer's semi-quantitative risk matrix to analyze whether additional protections were required for the various scenarios identified in the HAZOP. Properly applied, these tools can identify improvements that could have prevented the residue treater incident. However, the relatively short duration of the PHA, and the team's poor application of the tools during the process, produced results that failed to identify significant unmitigated scenarios that needed recommendations.

3.3.1 PHA Duration and Staffing Deficiencies

Poor execution of the PHA was due in part to the way Bayer had structured it and the total hours the PHA team worked. Bayer assigned methomyl unit operators to the PHA team, but most were only present for a few hours each. Most revealing is that in just 12 meeting days, for an average of 6 hours per day, the team analyzed 37 HAZOP nodes, including analyzing risks to determine if additional protections were needed. Considering the complexity of the unit the time spent on the HAZOP was insufficient to address all the critical process safety information, draw logical conclusions, and determine appropriate recommendations.

3.3.2 PHA Assumptions Deficiencies

The 2005 PHA team failed to validate critical assumptions used in their analyses. For example, the team accepted defined procedure steps without confirming that the operators rigorously followed the procedures. They also incorrectly assumed that the automatic safeguard controls listed in the safety matrix remained operational during all operating modes. Through staff interviews, CSB investigators learned that some board operators bypassed the two safety interlocks on the residue treater feed control valve during startups based on their experience with the residue treater heater not heating the

solvent to the minimum temperature interlock setpoint. With the interlocks in bypass, they manually opened the flasher bottoms feed valve when the residue treater temperature was about five degrees below the required operating temperature. The heat generated by the decomposing MSAO and methomyl would finally increase the residue treater temperature to the minimum operating value.

Because the PHA team was apparently unaware of any problem with the residue treater heater, and assumed the safeguards were active, it did not recommend that management resolve the residue treater startup issues. However, with the interlocks in bypass, the residue treater had insufficient protections to prevent accumulating a large quantity of cold, highly concentrated methomyl and MSAO in the residue treater.

The CSB investigators noted another significant PHA performance deficiency, namely that the PHA team identified an issue with the old control system that persisted in the new system:

The control system for methomyl is antiquated and there is no Safety Instrumented System (SIS) for a process with an above average level of hazards and risks. The operators have access to the control system that allows them to make unauthorized program changes and to alter alarm settings...

ANSI/ISA standard 84.00.01–2004 (*Functional Safety: Safety Instrumented Systems for the Process Industry Sector*) – which is a recognized good engineering practice required for compliance with the OSHA Process Safety Management standard – recommends a Safety Instrumented System that is separate and independent from the basic process control functions. Among other requirements, the standard provides that “Bypass switches shall be protected by key locks or passwords to prevent unauthorized use.”

Despite knowing that interlock settings could be accessed and changed by the operating staff without proper safety reviews as required by the management of change program, the PHA team did not make any recommendations to improve computer access control. In the August 2008 incident, lack of

password access control to the new DCS allowed the staff to bypass the safety interlocks, which directly resulted in the runaway reaction and catastrophic residue treater failure.

3.3.3 Inadequate Process Safety Information Reviews

The PHA did not adequately incorporate the process safety information used as a basis for the assumptions and conclusions. The process safety information package from the original construction project discussed the importance of controlling the methomyl concentration in the flasher bottoms feed to the residue treater to preclude a runaway reaction. The Methomyl Process Description in the SOP discussed the importance of controlling methomyl concentration in the residue treater at least five times. For example, it cautioned, “Even with normal flow rates, care must be taken to prevent over concentrating residues in the mother liquor flasher tails.” Again, it warned, “The interlocks should prevent feeding the tank when it is cold, but if the methomyl concentration is above 1.3%, a run away [sic] reaction could result upon heating the tank.” In contrast, the PHA team concluded that a high residue concentration in the flasher feed was an operations issue having “no consequence.” Another PHA item concluded, without substantiation, that the residue treater feed valve low-temperature safety interlock would “function as intended” and prevent a high methomyl concentration runaway reaction.

A September 1994 PHA considered high methomyl concentration caused by off-specification solvent in the crystallizer. However, that PHA team concluded that the solvent recovery system and the residue treater system could handle the excess methomyl because they considered the existing safety interlocks to be adequate protections. The team did not consider any operational errors or startup and shutdown scenarios that could lead to a large quantity of under-temperature methomyl and MSAO in the residue treater.

The 2005 PHA team used the “Bayer CropScience PHA Quick Reference Guide” to qualitatively evaluate the unmitigated and mitigated risk for various scenarios and determine whether the system needed more protections. It concluded that high methomyl concentration downstream of the

crystallizer was only a product quality problem, which the operations staff would resolve. In analyzing a possible residue treater rupture caused by a runaway reaction scenario, the team assumed that the low temperature interlock and the operating sequence described in the SOP provided adequate controls to prevent feeding methomyl until the system was at the minimum safe operating conditions. Based on these protections, the team determined that the outcome was in a range that the guide listed as not requiring additional protections. However, the original design basis concluded that a relief system could not be designed to prevent a catastrophic failure of the residue treater if the methomyl concentration exceeded the design limit.

3.3.4 Analysis Deficiencies

In addition to analyzing the hazards of a process based on the equipment information, the PHA should examine the human interactions with the equipment. In particular, for operational tasks that depend heavily on task performance and operator decisions, the team should analyze the procedures step-by-step to identify potential incident scenarios and their consequences, and to determine if the protections in place are sufficient.

According to “Guidelines for Hazard Evaluation Procedures” (CCPS, 2008),

Personnel may have less operating experience with procedure-based operations that are heavily dependent on task performance and operator decision-making. In addition, safeguards may be bypassed or not fully functional during some modes of operation such as at start-up of a continuous process. Performing a hazard evaluation of procedures can identify steps where the operator is most vulnerable and point to means of reducing the risk of an incident, such as by adding engineered safeguards and improving administrative controls.

The publication further recommends that procedures expected to involve major hazards should be subjected to a detailed procedure-based HAZOP study using guidewords similar to those used for

batch chemical processes. CCPS also gives guidance for hazard analyses for processes that include programmable control systems, chemical reactivity hazards, facility siting, and the combination of tools such as Hazard and Operability Studies with Layer of Protection Analysis. The PHA team could have addressed all these topics in analyzing the methomyl process.

3.4 Pre-Startup Safety Review

The CSB concluded that Bayer did not conduct an adequate Pre-Startup Safety Review (PSSR) for the control system upgrade and the residue treater replacement. Furthermore, staff interviews indicated that the limited PSSR work did not directly involve operators or other subject matter specialists. An eight-page checklist recorded the PSSR for the residue treater and required a “yes,” “no,” or “not applicable” checkbox mark for a series of questions and key subjects; a field at the bottom of the page was available for comments. The PSSR team incorrectly identified some items as being completed when they clearly had not been. For example, the team did not identify the SOP inadequacies that should have been addressed in the PSSR checklist item, “Do operating procedures exist that adequately cover the MOCR (management of change review)?” The existing operating procedures were not revised to address information specific to the new control system. However, the PSSR question was incorrectly answered “yes.”

The PSSR for the control system change had errors involving equipment checkouts that were marked as complete. A thorough PSSR should include verification that all equipment has been installed and configured for startup before any chemical is introduced into the system. As discussed in Section 2.2.1, while starting the unit, staff discovered that a valve had not been installed on a solvent drip line and that another valve was broken. The PSSR missed these two equipment installation problems that directly contributed to the overconcentration of methomyl in the flasher bottoms and ultimately led to the residue treater explosion.

The control system PSSR also had errors involving incomplete items. Although the PSSR marked the items as incomplete, the team did not record due dates for follow-up items. For example, the PSSR

asked whether adequate technical coverage had been specified for the startup, and the PSSR team marked the item “no.” They listed two people as responsible for this follow-up, but did not specify a due date for completion. Section 3.11 discusses the lack of sufficient technical coverage during the startup.

3.5 Human Factors Deficiencies

3.5.1 Control System Upgrade

The introduction of the Siemens PCS7 control system significantly changed the interactions between the board operators and the DCS interface. The Siemens control system contained features intended to minimize human error such as graphical display screens that simulated process flow and automated icons to display process variables. But the increased complexities of the new operating system challenged operators as they worked to familiarize themselves with the system and units of measurement for process variables differed from those in the previously used Honeywell system.³⁸

Human interactions with computers are physical, visual, and cognitive. New visual displays and modified command entry methods, such as changing from a keyboard to a mouse, can influence the usability of the human-computer interface and impair human performance when training is inadequate. Operators told CSB investigators they were concerned with the slower command response times in the Siemens system and they talked about the methomyl process control issues they would face during the restart, which was much more difficult to control than the Larvin process. Board operators also told CSB investigators that the detailed process equipment displays in the DCS were difficult to navigate. Routine activities like starting a reaction or troubleshooting alarms would require operators to move between multiple screens to complete a task, which degraded operator awareness and response times.

³⁸ For example, one variable in the old computer system was displayed as “percent full” whereas the new system recorded total “pounds” in the vessel.

The old system display and command entry was basically a spreadsheet, or line-item display. The new system used a graphical user interface (GUI) that displayed an illustrative likeness of the process and its various components (Figure 18). The board operator selected the device that needed to be changed. This made data entry clearer, but much slower. In the old system, board operators could change multiple process variables simultaneously, but they could select and change only one variable at a time in the Siemens system.

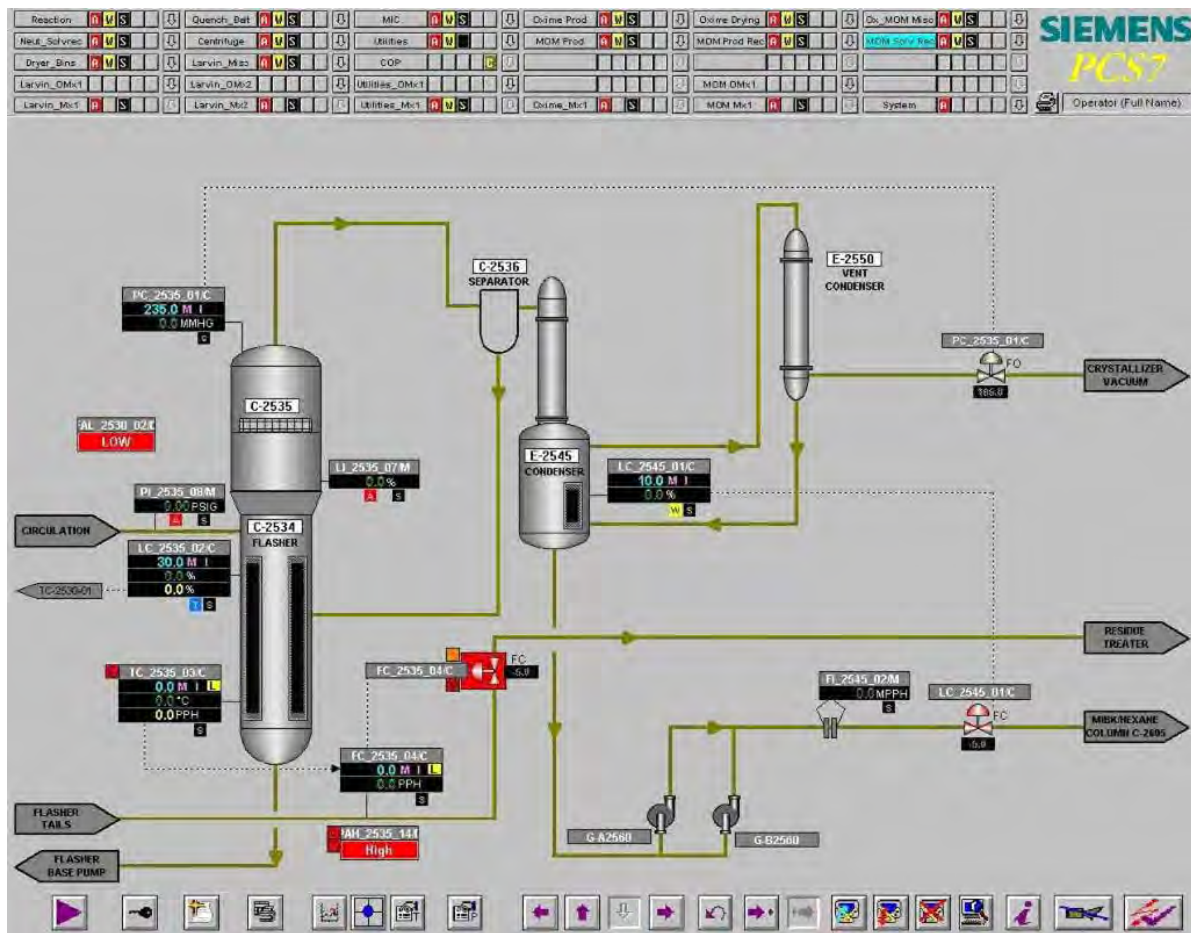


Figure 18. Typical Siemens work station screen display

The new control system also changed how board operators monitored multiple pieces of equipment. The methomyl board operators' station had five display screens available to monitor the methomyl processes and one display screen dedicated to process alarms. However, operating some methomyl equipment required the operators to use at least three of the five display screens. To simplify the operation, they asked the Siemens project engineers to add equipment overview screens to display multiple pieces of equipment. The board operators believed that the overview screens would provide more effective control of the unit; however, the screens were not available for the August 2008 startup.

3.5.2 Operator Training

The Siemens system switchover configuration for the Larvin unit began in early 2006, and the Larvin unit startup with that new DCS occurred in early 2007. The Larvin board operators attended four sessions of formal training during their shifts prior to the actual Larvin start-up. A Bayer process engineer and a contractor from the engineering company that configured the DCS conducted comprehensive training on the Larvin system before the Larvin unit was restarted. Board operators also used a Siemens operating station simulator to learn the Larvin system DCS functions and familiarize themselves with controlling different devices such as block valves, control valves, and pumps. Informal, on-shift training also took place and resources were available during the Larvin startup to assist operators, and support continued to be provided as needed.

For the Larvin system, board operators received a document labeled the "Siemens training manual" that included a system architecture description; glossary of tag names for controllers, alarms, and indicators; and an overview of the screen layouts. The manual also included a description of the application of operational and safety interlock matrices. Well-designed training manuals typically contain precise descriptions of computer control steps, icon definitions, menu hierarchy, and equipment-specific control examples. However, the Siemens training manual was not a well-designed

computer system training tool. The information in the manual did not correspond with the procedural steps the operators would take to run the control system. According to the Center for Chemical Process Safety (CCPS, 1994) control system providers should develop training tools and procedures based on how the user perceives the task. Using those tools in conjunction with classroom sessions and simulator training on normal and abnormal conditions fully prepares operators for transitioning to a new control system.

Management concluded that comprehensive formal training and practice using the new DCS on the methomyl process was unnecessary. They incorrectly assumed the methomyl and oxime board operators had become proficient from the many operating hours using the DCS on the Larvin unit. Methomyl and oxime board operators had minimal training on a few specific processes, but general training took place during the operators' shift as time allowed, and was self-directed and self-paced. Informal, on-the-job training intended to develop the necessary skills to run the system can lead to inappropriate or incorrect practices that became the norm in the absence of proper training tools and instruction (CCPS, 1994). The CSB concluded the training was inadequate.

Prior to the methomyl startup, management provided operators time on the console during the DCS upgrade to practice using the new system. However, management did not require any methomyl operator to use this time to learn and practice operating the methomyl unit, and operators could decide for themselves how much time they needed to become familiar with the new DCS. Management also assumed that operators directly involved in designing the mimic displays, such as the one in Figure 18, and other customizable features would have had adequate exposure to the new system.

Although operators had become proficient using the system on the Larvin unit, they acknowledged that the new methomyl control system created new challenges with operating the methomyl process unit, some of which were driven by the highly complex process chemistries involved in synthesizing methomyl. Substituting previous control system experience for training on a new process can be

problematic. Even minor differences in operation challenge an unfamiliar operator unless the operator has had process-specific training on the new equipment (CCPS, 1994).

Operators also told CSB investigators that the mouse interface command entry sequence responded slower than the Honeywell keyboard command entry process. They also reported that they were not familiar with some of the revised units of measure used to display equipment status and operating conditions that had been changed with the new DCS system installation. For example, one operator reported that the old control system used “percent full” to indicate the level in a vessel, but the new control system listed the level in total gallons inside the vessel. The methomyl operators had to improvise solutions to resolve the confusion by attaching paper conversion sheets on the work console for quick reference. However, at the time of the incident, some conversion charts had not yet been made. One operator told investigators:

There was an issue with the solvent ratio, because when we went to the Siemens system the ratio was a different number...We were not sure if we were feeding the wrong amounts...When we first started this process we were pretty much guessing...No one came in and told us what amounts to put in for the new system.

As with any new control system, the Siemens system required process tuning before it was placed in service. Specifically, an issue arose in the MIBK-hexane separation column: high MIBK concentration prevented the automatic control system from effectively operating the separation column. The board operators observed that the column temperature was fluctuating undesirably and that the automated valves were operating sluggishly. The unstable MIBK-hexane separation column caused excess methomyl to pass downstream as there was too little hexane in the system to achieve proper methomyl crystallization. Had the board operators received comprehensive DCS training, they might have recognized the problem much sooner.

3.5.3 Operator Fatigue

Unit startups and shutdowns typically involve significant increases in staff workload, which may result in longer work hours and extended back-to-back workdays. Many operators and other key staff were working 60 to 70 hours per week prior to the August 2008 methomyl startup, and some reported working 18-hour shifts with only 6 hours of downtime. Overtime and shift work demands disrupt sleep cycles and cause fatigue, which can adversely affect performance and safety (Stanton, 2010).

The rigors of shift work, rotating between day and night shifts, and working large amounts of overtime can impair decision-making, reaction times, and degrade communications. Performing infrequently used startup and shutdown procedures while fatigued increases the chance of errors. Fatigue also degrades competencies and alertness necessary to successfully operate an unfamiliar control system. Personnel are more likely to make mistakes as fatigue increases. Labor-intensive, non-routine activities including integrating utilities such as steam and other ancillary systems into the startup sequence complicate operator startup duties.

The staff was confronted with many startup problems and equipment malfunctions. The startup was further complicated because of the new, unfamiliar process control system. However, the CSB was unable to determine if fatigue specifically contributed to any of the staff actions during the startup, or the decisions to continue the startup in spite of the ongoing problems.

3.6 Shift Change Communications

Operators maintained an electronic notepad (eLog) on the computer system to summarize daily progress and identify ongoing activities for the incoming shift. They also held a verbal turnover meeting in the control room when shifts were changing. However, a number of key items were inadequately addressed in the shift change during the morning and evening shift changes the day of the incident. Had the written and verbal shift turnover activities been properly performed, the incident most likely would not have occurred.

As discussed, the solvent run and residue treater prefill and heatup were not performed on the residue treater, yet these deficiencies were never entered in the eLog nor were they discussed in the shift change meetings by either the board or the outside operators. Second, the night shift staff did not inform the day shift crew that they had started filling the residue treater with flasher bottoms. Third, the methomyl unit day shift operator, distracted while assisting another board operator with an operational problem at the end of his shift, neglected to inform the incoming night shift operator that the lab results from the scheduled flasher bottoms sample identified excessively high methomyl concentration. Believing that the operators had not yet started the residue treater system and it remained empty, the day shift outside operator did not collect the residue treater liquid sample as the residue treater SOP required.

3.7 Procedure Deficiencies

The CSB identified significant problems with the methomyl unit SOP. As noted, the operators were using an unreviewed, unapproved draft SOP. Regardless, the draft SOP was essentially the same as the previously approved SOP; the deficiencies discussed below existed in the earlier version.

The SOP was so complex that the table of contents spanned more than 12 pages. The SOP contained more than 1000 pages organized in 16 major sections that included much more than procedures typically used by unit operations staff to operate the process equipment. Subjects unrelated to process operations such as Change Procedure, Vendor Information, and History of Major Incidents were in the SOP. The methomyl unit SOP was last updated and approved in May 2006.

Only about 400 pages of the SOP contained detailed startup, normal operation, and emergency shutdown procedures for operating the unit with the Honeywell computer operating system. It was

available only from the computerized document control system. Operators could print specific pages for information only purposes.³⁹

Many operators reported that they did not rely on the SOP: they felt that they understood how to run the unit correctly without instructions. The SOP complexity may have also discouraged its use. This may be acceptable for frequently performed tasks but, to prevent errors, directly using the written procedure is critical especially when performing infrequent or uncommon tasks such as start-up after a major turnaround.

3.8 Process Chemistry Problems

Safe and correct operation of the methomyl unit involved closely controlling many complex chemical reactions. However, during the August startup the staff was confronted with equipment malfunctions and process chemistry problems in key equipment including:

- The methomyl reactor,
- The MIC stripping still (MSS) side-draw condenser,
- The crystallizers,
- The MIBK-hexane column, and
- The residue treater.

During steady-state conditions in the methomyl reactor, MIC and MSAO react to form methomyl.

Bayer ran the reactor with enough excess MIC to consume as much MSAO as possible, which minimized the MSAO content in the methomyl product. On the day of the incident, the MIC to MSAO ratio was lower than normal, which left more MSAO unconverted and formed less methomyl.

Adding hexane to the dissolved methomyl and solvent caused the methomyl to crystallize. The crystallized methomyl could then be separated from the liquid solvents in the centrifuges. However,

³⁹ Printed pages contained a note at the bottom of each page that said “Uncontrolled when printed.”

excess MIBK caused the MIBK-hexane ratio to be out of specification so that the methomyl remained in solution and passed directly through the centrifuge. Not understanding the chemistry imbalance, the staff concluded that methomyl was not being synthesized in the reactor. Had they reviewed the lab results from routine flasher feed liquid samples downstream of the crystallizer they would have quickly recognized that the reactor was producing methomyl and the problem was related to the solvent ratios. Four flasher feed samples that had been collected over 2 days contained methomyl significantly above the acceptance criteria. During the solvent recovery step, uncrystallized methomyl accumulated in the flasher bottoms significantly above the concentration normally fed to the residue treater.

The residue treater cooler had enough capacity to remove the heat of reaction from the decomposing methomyl if the average concentration in the residue treater did not exceed about 0.5 percent. As the methomyl concentration in the residue treater climbed, the decomposition reaction rate increased exponentially⁴⁰ until the heat and evolving gases generated enough pressure to overcome the relief system capacity and rupture the residue treater.

The methomyl decomposition reaction had important characteristics:

- It was an exothermic, or heat-releasing, reaction;
- It was a self reaction, as methomyl needed no other chemicals to begin decomposing;
- The reaction rate was faster at a higher temperature and higher methomyl concentration; and
- It rapidly produced non-condensable gases and solvent vapors.

⁴⁰ As the temperature increases, the rate of a chemical reaction generally increases exponentially.

The original design of the residue treater included features to control the reaction rate. First, the residue treater was intended to operate between 30 and 70 percent full of MIBK to ensure the feed to the residue treater flowed into a large volume of hot solvent. The hot solvent provided four functions:

- It diluted the incoming feed, which reduced the concentration of methomyl;
- It heated the incoming methomyl so that the methomyl would decompose quickly and not accumulate to a high concentration in the residue treater; and
- It absorbed the heat from the methomyl decomposition.

The second important safe operating condition involved the startup sequence, which was intended to ensure a safe decomposition rate at the beginning of the run. The control system contained interlocks to prevent opening the residue treater feed valve if the temperature, level, and pressure were not within the specified operating ranges. First, the operators had to fill the residue treater with solvent and start the recirculation pumps. Next, the circulation loop had to heat the solvent to the minimum operating temperature. Only then would the automatic feed control system open the flasher bottoms feed valve to begin feeding the methomyl-solvent into the preheated and circulating MIBK. This sequence assured that enough solvent was present to absorb the heat generated from the MSAO and methomyl decomposition reactions, and that the solvent was hot enough to ensure rapid decomposition to prevent the methomyl from accumulating in the residue treater.

The purpose of the residue treater was to eliminate the methomyl from the solvent before the solvent was used as a fuel in the boiler. The feed also contained unconverted MSAO. Like methomyl, MSAO decomposes exothermically, but will begin decomposing at a lower temperature than methomyl. As MSAO content in the auxiliary fuel was not a concern, the staff likely was not aware that MSAO decomposition played a role in residue treater performance and temperature control.

Although the temperature in the residue treater was lower than normal operation, the MSAO and methomyl began decomposing. Because they were both present in abnormally high concentrations,

the decomposition generated a significant amount of heat. The operators filled the residue treater to about 35 percent with flasher bottoms and then pumped hot MIBK into the residue treater to bring the level up to 50 percent. After starting the recirculation pump, the board operator set the recirculation temperature control to the automatic mode to begin the normal heating cycle. As discussed earlier, the closed steam valve prevented the heater from heating the liquid. The board operator was unaware that the temperature was climbing because large quantities of MSAO and methomyl were decomposing in an uncontrolled fashion.

The rapidly forming gases overwhelmed the vent system and the residue treater pressure started climbing. The rate of reaction continued increasing until the evolving gases caused the relief system to activate and then overwhelm the relief system. The pressure rapidly rose until the residue treater suddenly ruptured.

The relief device was sized to handle an external fire around the residue treater, but only if the residue treater contained less than 2 weight percent methomyl equivalent (280 pounds). Post-incident analysis estimated that the residue treater contained at least 40 weight percent methomyl and 7 weight percent MSAO just before the runaway reaction initiated, which could not be safely vented by the existing relief system.

The most important layer of protection against over-concentrating methomyl in the residue treater was the minimum temperature and minimum flow interlocks on the flasher bottoms feed valve, which were bypassed the night of the incident. The administrative controls requiring laboratory sampling were not robust. The most important variable, the chemical composition of the flasher bottoms going to the residue treater, was not required to be analyzed before or during residue treater operation.

Although analysis results for samples would likely have alerted the operators to the high risk situation of concentrated methomyl accumulating in the residue treater, these lab results took more than an hour to process, too long to be an effective input to the operators to prevent overcharging the residue

treater with concentrated methomyl. The existing layers of protection were inadequate to prevent a runaway reaction.

3.9 Unit Restart Equipment Problems

Unit staff encountered many problems with equipment during the restart activities. One involved a longstanding issue with the residue treater heater operation. Others were directly related to the new control system installation, and some involved equipment malfunctions or misaligned valves.

3.9.1 Residue Treater Heater Performance

The original design basis specified the minimum residue treater operating temperature to be 85 °C (185 °F), but early system runs did not adequately decompose the methomyl at that temperature. Subsequent kinetic studies determined that the ideal safe operating temperature to achieve the required methomyl decomposition was 135 °C (275 °F). Engineers added a heater in the residue treater recirculation system to preheat the MIBK solvent to the higher minimum temperature. However, more than one board operator told CSB investigators the heater could increase the temperature to only about 130 °C (266 °F). To resolve the issue during start-ups, some board operators bypassed the minimum temperature safety interlock and manually opened the flasher bottoms feed valve when the residue treater solvent temperature was within about 5-10 degrees of the operating temperature. After feeding methomyl and MSAO into the solvent, the exothermic decomposition reactions generated enough energy to heat the contents the remaining few degrees needed to satisfy the minimum temperature interlock setpoint, but not enough energy to cause an explosion. Thus, operators became accustomed to bypassing the interlocks and manually opening the feed valve before the residue treater contents were at the minimum operating temperature.

On the night of the incident, the residue treater was not pre-filled with solvent, and based on experience with the heater, the minimum temperature safety interlock was bypassed. The flasher bottoms were hot enough for the concentrated MSAO and methomyl to begin decomposing. The

temperature continued climbing until the reaction reached a runaway condition that led to the explosion.

3.9.2 Broken, Missing, and Misaligned Valves

Other equipment problems continued to disrupt the operators and cause chemical imbalances in the system.

3.9.2.1 Instrument Drip System Valve

The instrument drip system provided MIBK solvent to various components and instruments to prevent solids from depositing and accumulating inside pipe and equipment. As “drip system” implies, MIBK was intended to be added using a minute, drip-wise flow rate into the process stream. During the methomyl unit outage, a valve on the instrument drip system was inadvertently left out of a line, so that MIBK flowed continuously into the system. This oversight was not discovered and fixed until the day before the incident, which allowed off-specification material to proceed through the process. This “hydraulic load” made maintaining balanced operating conditions in the methomyl crystallizers more difficult, which contributed to the high methomyl content in the flasher bottoms feed to the residue treater.

3.9.2.2 Cooling Water Valve

A broken cooling water valve on an upstream distillation column side-draw condenser further over-concentrated the MIBK. Without the cooling water, MIBK was not condensing out of the vapor stream, worsening the solvent ratio imbalance.

3.9.2.3 Residue Treater Recirculation System Block Valves

While examining the damaged unit, CSB investigators discovered, and Bayer later confirmed, that a valve on the residue treater recirculation heater steam supply was closed, instead of fully opened as intended. This incorrect valve position should have been identified either during a formal valve alignment checkout before the unit restart began, or during a residue treater system solvent run.

However, the staff did not perform either activity before they began the unit restart so the misaligned valve was not detected during the startup.

The board operator told investigators that he believed that the heater was working correctly because the residue treater temperature was increasing in a similar way to what he had expected during a residue treater startup. The CSB concluded that the residue treater liquid temperature was climbing because highly concentrated methomyl and MSAO were already decomposing and the self-sustaining decomposition reactions were rapidly increasing and would soon go out of control.

Post-incident examination of the computer data suggested that steam was flowing into the heater (Figure 19). However, the CSB concluded that with the steam supply block valve confirmed to have been in the closed position,⁴¹ the only possible explanation for indicated steam flow was an improperly calibrated instrument, misaligned vent valve, or malfunctioning flow instrument. This was yet another example of the inadequate system checkout.

Another equipment malfunction that should have been identified before the restart involved the residue treater heating/cooling control configuration in the DCS. About 15 minutes before the residue treater explosion, the data indicated that recirculation flow suddenly dropped to zero (Figure 11, bottom trace).

⁴¹ The valve was removed from the pipe and visually examined. Water placed in the valve body did not leak past the seat in any measurable amount.

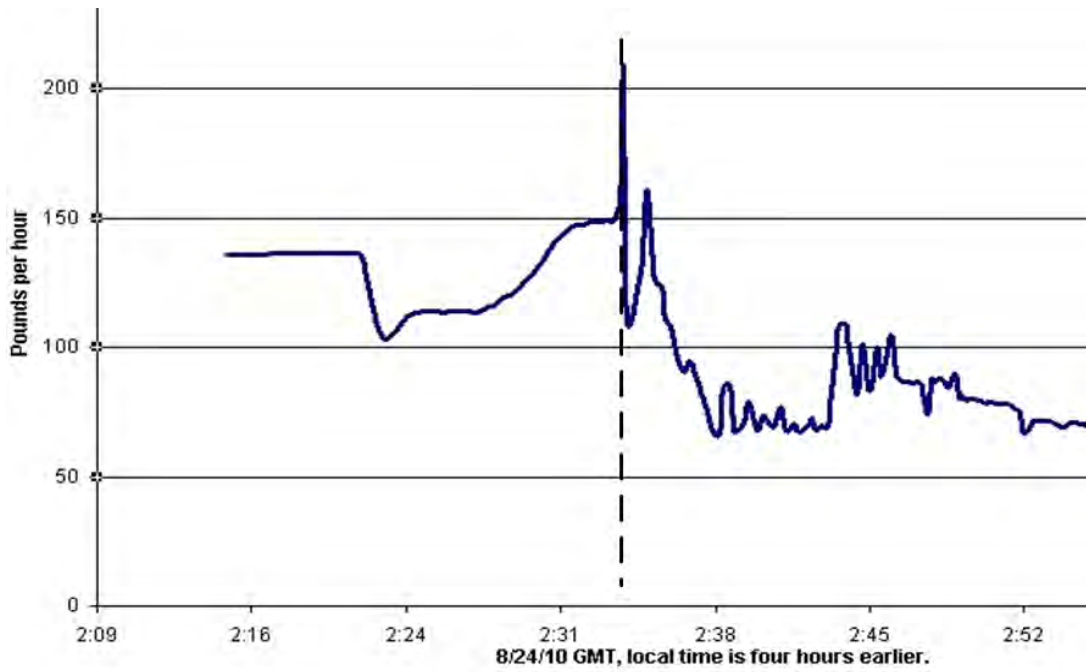


Figure 19. Indicated steam flow through the residue treater heater. Vertical dashed line shows point of vessel failure. Actual flow was zero because valve was closed



Figure 20. Closed steam block valve recovered from residue treater heater steam supply valve

It was determined that the automatic temperature control system closed both the heater and cooler flow control valves (see Figure 10) at the same time when the recirculation temperature control transitioned from heating to cooling. Bayer examined the temperature controller and its investigation team concluded that

[An] undocumented change in the heating/cooling control scheme was made during the control system upgrade that resulted in a flow restriction when changing from heating to cooling.

Regardless of this control system error, both the CSB and Bayer concluded that even if full flow had been established, the cooler could not remove enough heat to stop the runaway reaction and prevent the explosion.

3.9.3 Other Process Equipment Problems

At the Institute facility, supervisors commonly left their passwords logged in to allow operators to bypass safety systems considered troublesome during startup. Without supervisors' direct involvement, best practices were ignored to get the process underway quickly.

The excessively high concentration of MIBK caused by the equipment malfunctions upstream prevented the methomyl from crystallizing in the crystallizers: the methomyl remained dissolved in the solvent. Dissolved methomyl remaining in the solution caused the liquid level in the centrifuges to trip a high-level alarm and abort the centrifuge cycle. Operators, unaware that the problem involved a solvent ratio imbalance in the crystallizers, used the unsecured control system supervisory access⁴² screen to bypass the centrifuge high-level trip interlock and operated the centrifuges manually.

⁴² Safety matrix and operating matrix function changes were administratively controlled using a secure password to prevent inadvertent or unauthorized changes or bypassing without engineering approval. However, during startup, a supervisor logon to the operator matrix edit screen was left active so that anyone could defeat the control functions.

Improper or incomplete checkout and calibration of the Siemens control system caused more centrifuge problems. A malfunctioning relay in the new system caused the centrifuges to trip off when the operators attempted to run both at the same time, which was the normal condition. That problem combined with many recurring high-level alarms in the centrifuges led operators to believe that the two issues were linked. They did not recognize the real issue: the malfunctioning equipment upstream of the crystallizer prevented proper methomyl crystallization. Uncrystallized methomyl increased the liquid level in the centrifuges, which triggered the high level alarms.

3.10 Air Monitoring Systems Deficiencies

3.10.1 Fenceline Air Monitors

Fenceline air monitors are often relied on to determine if chemicals released from a plant enter the community. The locations of the monitors, as well as their limited chemical sensitivity, often make release determinations difficult. On the night of the incident, two property fenceline monitoring devices were operating, one on the east side and one on the west side of the facility. The closest monitor was more than 800 feet from the methomyl unit and would be effective only if it were downwind of a release. The monitors were configured to detect chlorine, carbon monoxide, methane, and oxygen. Each monitor contained a 10.6 eV (electron volt) lamp and a VOC sensor capable of picking up chemical compounds only within a certain range of ionization energies. Because the VOC sensor can detect several different chemical compounds, it is useful only in estimating a concentration if the released material is suspected and possesses an ionization energy in the detectable range. The AreaRae monitor, which was used the night of the incident, could not detect specific compounds such as methomyl or some of its intermediates. Laboratory analyses of air or swipe samples were the only sampling methods available to determine if methomyl was released, but those tests were performed days later.

The fence line monitors were also unreliable because they could not detect buoyant gas releases unless strong wind currents drove the gas back down to the detector locations. Weather conditions the

night of the explosion, including wind direction and velocity, were unfavorable for proper detection of any toxic or flammable gas by either fence line monitor.⁴³

3.10.2 Unit Air Monitors

The air sample analyzer collected and analyzed samples at 16 locations in the Methomyl-Larvin unit and near the MIC day tank at 2-minute intervals. The analytical results were recorded in a data historian and any concentrations exceeding 1.0 ppm triggered a visual alarm notification on a display panel on the second floor of the Methomyl/Larvin control building and at the board operator's console. The analyzer used a fixed filter photometer consisting of an infrared radiation (IR) source to absorb and detect the concentration of MIC within a range of 0 to 10 ppm.

In May 2008, the analyzer malfunctioned and reported erroneous concentrations in excess of 1 ppm and failed to activate control building alarms. Two weeks before the August incident, the monitor data logging system stopped recording for an unknown reason. The analyzer manufacturer worked with Bayer to resolve the problem, but the analyzer was not repaired and returned to service before the incident.

Unknown to EOC personnel the monitor was not operating the night of the incident. Assuming it was working, they concluded that the explosion did not cause an MIC release, or if MIC had been released, it was being consumed in the fires. The PSSR for the residue treater, completed prior to the methomyl restart, did not specifically list MIC analyzer operation as a requirement for startup or operation.

3.11 Organizational Deficiencies

One experienced methomyl unit operator described how the organizational structure changes degraded the technical support available during unit operations:

⁴³ Weather conditions the night of the incident were 66° F (19° C) and calm wind conditions.

When we started getting rid of people--not getting rid of people--“thinning”--less technical assistance, if you will. There were some guys, they were in charge--we had a guy in charge of methomyl, a guy in charge of oxime, and a guy in charge of the warehouse. And that was their baby. And now we have like one guy doing it all. No shift supervisor.

This and other interviews led the CSB investigation team to conclude that the multiple shortcomings in the technical support available to the operators made recognizing and addressing problems with the system more difficult.

The reorganization resulted in only one Technical Advisor assigned to the entire Methomyl-Larvin unit who worked the day shift. The Shift Leader was also available to assist but did not work with the operators on a daily basis, operators relied primarily on the Technical Advisor. However, the night shift did not have a Technical Advisor on duty. If the board operators had a process question during their shift, they could call the Shift Leader or Technical Advisor who was on-call on nights and weekends. The Technical Advisor also served as a liaison to the capital project team.

For the system upgrade capital project, Bayer assigned a second Technical Advisor to assist with the increased workload. The first Technical Advisor focused on Larvin production, and the new Technical Advisor, who had no methomyl unit operating experience, focused on methomyl production. The second Technical Advisor had experience as a technical advisor and had DCS control system training. That experience, however, was in a different unit and the training was on a different brand of control system. A highly experienced methomyl unit operator helped the Technical Advisor with limited project work such as the functional acceptance testing, but the Technical Advisor was the primary contact.

In the days leading up to the incident, the only assigned Technical Advisor had worked as many as 15 to 17 hours a day, and 10 hours on the day shift preceding the incident. Throughout the evening preceding the incident, operators struggled with stabilizing the operating conditions in the methomyl unit, and yet the Technical Advisor had already left for the day. During this critical first startup using

a new control system, management should have ensured that a highly experienced Technical Advisor was assigned to the control room staff during both shifts.

A Run Plant Engineer was another person operators could consult for technical assistance. The role of the Run Plant Engineer varied depending on the needs in the particular unit and mainly involved working on improvement and repair projects, and turnarounds. The Run Plant Engineer had little involvement on day-to-day operational support. The Methomyl-Larvin unit Run Plant Engineer had less than one year of experience before the incident. In his previous assignment, he had primarily defined and installed improvement and repair projects and did not typically deal with unit startup and operating issues. This engineer told CSB investigators that he knew very little about the details of the DCS upgrade project and was not even sure who had been designated as the project manager. More importantly, he said he lacked knowledge of the methomyl unit equipment and chemistry. He had hoped to learn more about the process by having greater involvement in the unit startup, but was unable because operational difficulties on the Larvin unit demanded his attention.

The Production Leader was another resource available to the operators. However, the reorganization also changed the relationship between the operators and the Production Leader. In the traditional structure, only one team of board operators reported to a supervisor, but in the self-directed work structure, the Production Leader was responsible for four self-directed work teams. The methomyl Production Leader worked the day shift and was responsible primarily for administrative activities and had little interaction with the operators related to unit startup and operation.

The organizational changes directly contributed to the incident causes. With the self-directed team organization in place, management did not directly advise or control the unit restart schedule. The self-directed work team ultimately decided to start the methomyl unit even though the control system and some equipment were not ready and the SOP was not up-to-date. Furthermore, management was so far removed from the process operation that they were unaware that the operators seldom used the

SOP and some bypassed the critical safety interlocks, which directly led to the residue treater explosion.

3.12 Previous Methomyl-Larvin Unit Incident

On August 18, 1993, at approximately 10:15 a.m., an explosion occurred in the chloroacetaldoxime (CAO) reactor loop of the methomyl unit. At the time of the incident the facility was owned and operated by Rhone-Poulenc. The explosion caused one death and injuries to two workers who were in the unit at the time of the incident. Investigators concluded that a flow indicator malfunction led to over-chlorination of acetaldoxime, which led to a violent decomposition. They further concluded that the workers' activities were not causally related to the incident. The explosion ignited a massive fire, which was fueled by flammable liquids being released by ruptured pipes.

The investigation team made the following recommendations:

- Identify, and treat as critical, all ESD interlock alarms. Examine and rigorously apply the Institute Plant Alarm Management procedure with regard to nuisance alarms; and
- Review and revise the unit procedures for “Disabling Alarms” and “By-passing Interlocks” to address a temporary bypass of a safeguard for operational purposes, such as during a unit startup.

Contrary to the 1993 recommendation to improve administrative controls involving critical process interlocks, the residue treater incident more than 15 years later directly involved similar improper control system interlock changes.

3.13 Emergency Planning and Response

3.13.1 National Incident Management System

The National Incident Management System (NIMS) is an organized system of roles, responsibilities, and procedures for the command and control of emergency operations. OSHA 1910.120(q) requires that both public safety and industrial emergency response organizations use a nationally recognized

Incident Command System (ICS) for emergencies involving hazardous materials. ICS is an organized system of roles, responsibilities, and standard operating procedures used to manage and direct emergency operations (Figure 21).

Another important component of this network is the Unified Command System (UCS). UCS is a process of determining overall incident strategies and tactical objectives by having all agencies, organizations or individuals who have jurisdictional responsibility participate in the decision-making process.

As part of a comprehensive national incident management system, most state, local, and volunteer organizations are familiar with the NIMS process and use it for even routine incidents. Interviews with the St. Albans fire chief, the Kanawha County Sheriff, and Metro 9-1-1 staff revealed knowledge of the NIMS system and their use of the process in routine incidents such as traffic accidents and residential emergencies.

On the night of the incident, all of the responding outside agencies communicated via the Kanawha Putnam EOC. However, the Bayer EOC did not use a shared network to communicate with all responding agencies; thus, the responding agencies did not receive timely status updates. Important information updates about the continually changing conditions at the fire scene were not communicated to the other responding agencies (Knoll, 2005).

Final Investigation Report

INCIDENT COMMAND STRUCTURE

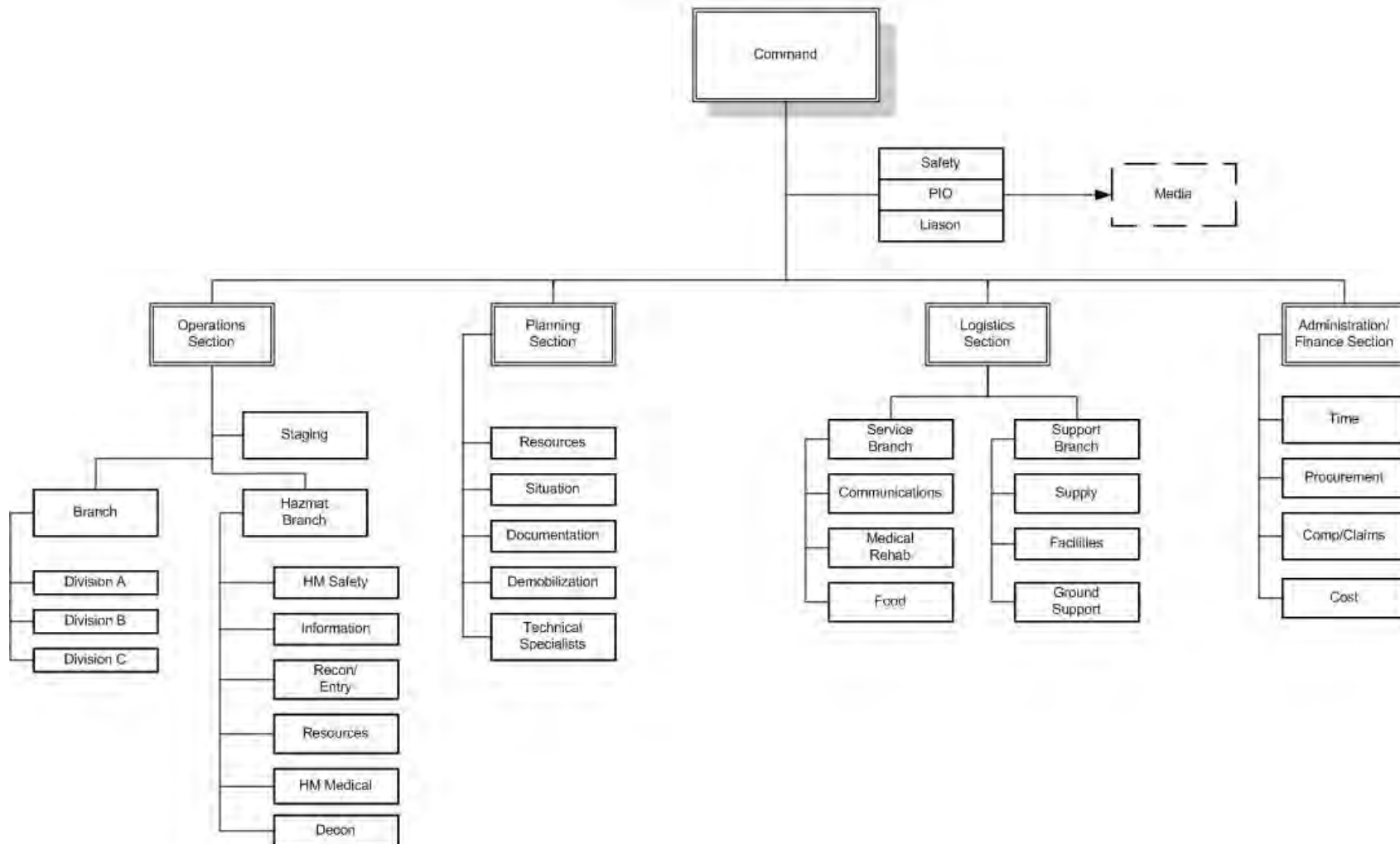


Figure 21. NIMS incident command structure

3.13.2 Kanawha Putnam Emergency Planning Committee

The Kanawha Putnam Emergency Planning Committee (KPEPC) history dates back to the 1950s when it began as the Kanawha Valley Industrial Emergency Planning Council to serve as a mutual aid group doing business in Kanawha County. In 1995, the KPEPC began functioning as the Local Emergency Planning Committees (LEPC)⁴⁴ in Kanawha and Putnam counties. The federally mandated committee includes volunteers from the community, industrial businesses, and representatives from the emergency response organizations in the area. KPEPC has 12 board members, 10 annex committees, and about 125 members that oversee emergency response planning. It is funded by its membership, the U.S. Department of Transportation, and West Virginia state grants.

KPEPC activities include conducting emergency drills (e.g., fire or hazardous materials spills) with member companies; holding monthly meetings; and interfacing with other LEPCs in West Virginia. The committee also serves as a resource and supports training of various emergency response agencies.

3.13.3 Kanawha Putnam Emergency Management Plan

The Kanawha Putnam Emergency Management Plan provides “general guidelines for planning, managing and coordinating the response and recovery activities of local government” in the event of a major emergency or disaster.⁴⁵ The president of the County Commission is responsible for executing the plan when the emergency involves the county. The plan is divided into a “basic plan” and two annexes. The “Functional” annex contains guidelines for participating agencies to use in developing agency-specific operating documents. The “Hazards” annex contains non-routine emergency

⁴⁴ An LEPC is a committee appointed by the state emergency response commission, as required by SARA Title III, to formulate a comprehensive emergency plan for its jurisdiction.

⁴⁵ West Virginia Emergency Act Chapter 15, Article 5, “Emergency Services.”

scenarios. The Emergency Management Director is responsible for the operational aspects of the plan and plan revisions.

The Basic Plan addresses only governmental organizations—it fails to address roles and responsibilities of facility personnel in the event of a chemical incident at a facility. The Basic Plan requires that only one EOC be in place for an emergency and all staffing functions be provided by emergency response agencies. Furthermore, the plan states, correctly, that an Incident Commander (IC) is responsible for tactical operations in the field and assigns “absolute control over all on-scene operations” and requires all emergency activities to conform to the ICS and NIMS.

However, the Basic Plan does not address the facility owner’s roles and responsibilities to establish an internal incident command structure in accordance with the NIMS process. It does not provide any information or direction when the facility owner assigns the IC and establishes an EOC, as was the case during the August 2008 Bayer incident.

The CSB also found that at least two functional annexes contradict the Basic Plan. Chemical HazMat Response, Annex A16, states that “the manufacturing facility (plant) Incident Commander will be part of the Unified Command structure.” Additionally, Mining Accidents, Annex 26, states that “Initially, the coal company is in charge of the incident.” The annex defines the criteria for official transfer of the incident command to state and federal government agencies when they arrive on-scene. The omissions and contradictions in the Basic Plan are likely to confuse critical emergency response activities in the event of a fire or chemical release at a facility.

3.13.4 Chemical Release Notification Law

In 2009, the State of West Virginia revised the Mine and Industrial Accident Rapid Response System regulation (West Virginia Code Chapter 15 Article 5B), to require prompt reporting of chemical releases. The new law applies to all facilities regulated by the EPA Risk Management Program regulation (40 CFR 68). It does not apply to facilities regulated only by the Occupational Safety and

Health Administration (OSHA) Process Safety Management standard (29 CFR 1910.119). The law requires the facility to notify the Mine and Industrial Accident Emergency Operations Center by telephone within 15 minutes of the industrial facility ascertaining the occurrence of an emergency event. The regulation also requires the reporting facility to:

- Implement a communications system designed to provide timely information to appropriate state and local officials;
- Upon request, provide appropriate state and local officials with timely authorized access to the person or persons charged with managing the event on behalf of the facility and the area(s) where the emergency event is being managed or the industrial facility's response to the emergency event is being coordinated; and
- Provide appropriate state and local officials with timely authorized access to any areas affected by the emergency event.

The law also requires that within 30 minutes of obtaining information that affects the public health, safety and welfare, state and local officials shall notify the public of any hazardous materials or events which may affect the area.

3.14 Incident Response and Communication Deficiencies

3.14.1 Bayer CropScience Facility

The Bayer IC led the plant's internal emergency response team but did not have direct contact with the Kanawha Putnam EOC. Because the information to and from the Bayer EOC was not part of a UCS, responding municipal, county, and state agencies were not provided updated and reliable information regarding the status of the incident throughout the response.

Concerns expressed post-incident cited a number of troubling issues, including police and fire responders' potential exposure to toxic substances while performing their duties. Responding agencies also cited the threat to the surrounding communities due to the lack of timely information that would have made for better coordination of the shelter-in-place decision-making process. The CSB could find no evidence of an effort by Bayer to align operations with other responders in a UCS.

The Bayer IC established radio communication with the Institute VFD fire chief, who was also a Bayer employee; Bayer fire brigade members; and the Bayer EOC. Information relayed to municipal, county, and state agencies that responded to the incident was not first-hand in most cases and so was prone to errors as information was relayed from one source to another.

3.14.2 Facility and Emergency Responders' Communications

Timely and accurate information updates from the Bayer EOC to the outside emergency responders were an issue throughout the incident. The quality and lack of timely information regarding the status of the incident and information necessary to make decisions advising shelter-in-place emerged as recurring concerns post-incident from participating agencies. The agencies also felt that communities were placed at greater risk and that better information would have helped in providing useful advisories to police and fire units.

More than 10 minutes elapsed before Bayer was able to alert Metro 9-1-1 and even then, the information was inadequate. The guard at Bayer's main guard shack told investigators that he tried several times to call them but was unable to get through.⁴⁶ Finally, at 10:42 p.m. contact was made when the guard was calling for an ambulance to transport a burn victim to the hospital. When the Metro 9-1-1 operator questioned him about the explosion, the caller indicated that he could not provide any information.⁴⁷ Similar exchanges continued throughout the night until the all-clear was sounded at about 5:50 a.m. the following morning.

Another control and communication deficiency involved possible toxic exposure to on-scene emergency responders. The decontamination area located outside the fire zone was shut down shortly after the all-clear was sounded, but before all the emergency responders involved in the fire

⁴⁶ The Metro 9-1-1 operator made a similar observation as he attempted to call the Bayer site.

⁴⁷ Bayer management instructed the guard, who was the official point of contact with Metro 9-1-1 for such communications, not to provide any information other than what the IC directed.

suppression activities had decontaminated their clothing and equipment. The responders from the Tyler Mountain Fire Department returned to their fire station with contaminated gear. The CSB learned that the next day they complained of symptoms indicative of toxic exposure.

3.14.3 Kanawha Valley Emergency Communications Process Improvement Initiatives

The Kanawha Putnam Emergency Plan requires that police, fire, and EMS dispatch be coordinated and directed from the Metro 9-1-1 call center. Located in Charleston, West Virginia, the facility employs about 100 dispatchers, administrative support, and supervisors. All calls for emergency assistance requiring municipal or county resources are consolidated through the call center. Metro 9-1-1 is also a member of the KPEPC and participates in the committee meetings.

To address the communication issues that occurred during the Bayer incident response, Metro 9-1-1 and KPEPC developed new tools and processes for use by the agencies charged with emergency response in the Kanawha Valley. Post-incident, Metro 9-1-1 participated in a drill with the Institute site and local emergency response organizations and implemented the following emergency response improvements:

- Developed a list of questions to use when any fixed facility calls the center and trained all telecommunications personnel;
- To improve response times when receiving calls for assistance, Metro 9-1-1 no longer serves as the conduit for KPEPC reporting requirements.⁴⁸ Plants complete and submit chemical release information forms to the KPEPC within 14 days of an incident;
- Established one-mile zones around fixed facilities for rapid, automatic reverse ringdown phone calls in the event of a release;

⁴⁸ Releases of Extremely Hazardous Substances as listed in 40 CFR 355, Appendix A, or chemicals that require release reporting as defined in section 103(a) of the Comprehensive Environmental Response, Compensation and Liability Act (CERCLA), Must be reported to LEPCs within 14 days of a chemical release.

Table 2. New Metro 9-1-1 questionnaire for fixed chemical facilities
(Courtesy Metro 9-1-1)

Fixed Facility Chemical Questions	
1	What is your name?
2	What is your title?
3	What is the address/Location of the actual alarm?
4	What phone number do we use to call back about the alarm?
5	Is any outside assistance requested?
On initial call only: If the nature of the alarm or chemical is not known at this point, cease questions until plant personnel call back	
6	What is the Chemical involved? - How is it spelled? and/or - What is the CAS number?
7	Is the chemical involved on the "extremely hazardous" list?
8	Has the chemical been released into the air, water, or ground? If there has been a release, is it a "reportable quantity"?
9	Are there any recommended protective actions for the public?

- Established a 15-minute rule (starting when the call is first received) for the Metro 9-1-1 Emergency Management Director to call for an advisory shelter-in-place if the call center has knowledge of an event, but the company has not provided timely or quality information about the material involved in the release. (Section 3.13.4 discusses the new state law that requires facility owners to report certain chemical releases to the Mine and Industrial Accident Emergency Operations Center);
- Developed a process for emailing residents in the affected zone when a release occurs;
- Developed a protocol for notification when a release is reported to Metro 9-1-1 that uses email, reverse ringdown phone calls, and emergency sirens;
- Increased call center phone capacity by 50 percent to address increased telephone traffic during emergencies;

- Identified mid-level personnel contact information for Bayer, DuPont, and Dow who are authorized to talk directly with Metro 9-1-1 staff during an emergency; and
- Developed a matrix that identifies the information that should be provided to the public as soon as it becomes available.

To address the communication problem between the Bayer EOC and METRO 9-1-1, Bayer installed a dedicated telephone line that directly connects the Bayer EOC to Metro 9-1-1. This is intended to ensure that overloaded phone lines do not block calls between the two parties, which typically occur in such incidents.

3.15 Environmental Impact

More than 2,000 gallons of toxic and flammable liquid was expelled from the residue treater, ruptured piping, and other equipment, most of which burned in the ensuing fire. Although the residue treater feed contained significant quantities of methomyl and MSAO, those chemicals were rapidly decomposing in the residue treater. Post-incident, trace amounts of methomyl were found in swipe samples from equipment in the vicinity of the explosion; however, the specific quantities of undecomposed or unburned methomyl or other toxic chemicals that might have escaped into the atmosphere were indeterminate.

The MIC day tank and cross-unit transfer piping were not damaged in the incident. However, the liquid in the residue treater contained significant quantities of methomyl and MSAO products of decomposition and possibly some quantity of methyl isocyanate.⁴⁹ MIC might have also been released from ruptured process piping and vent piping. MIC is flammable and highly reactive with water; at least some of any released MIC likely burned in the fire or reacted with the water used to

⁴⁹ The flasher bottoms likely contained small amounts of MIC, and MIC could have been one of the products of the methomyl decomposition reaction.

fight the fires. There were no reports of river water contamination or other offsite ground contamination.

3.16 MIC Day Tank Blast Shield Analysis

The MIC day tank was adjacent to the methomyl-Larvin unit. A steel rope mesh ballistic shield (blast blanket), mounted on the sides of and on top of a structural frame, protected the tank in the event of an explosion in the unit or nearby equipment (see Figure 2). Flying debris from the residue treater explosion struck the blast blanket. The fires radiated intense heat on the blast blankets.

After the incident, Bayer removed the blast blanket and the MIC day tank insulation and associated piping. They visually examined the day tank for impact or heat damage. They also pressure tested the day tank. The day tank showed no evidence of heat damage—the blast mat provided highly effective protection against radiant heat from the external fires. The examination and testing confirmed the day tank and associated piping were not damaged by the explosion.

As reported by the blast mat manufacturer and confirmed by independent studies, the blast mat provided effective protection against penetration by small projectiles traveling at near sonic velocity, as well as penetration by a large fragment travelling more than 100 miles per hour.⁵⁰ An analysis commissioned by Bayer after the August 2008 incident also concluded the blast mat provided effective protection against small, high-velocity projectiles.

To fully protect the day tank, the blast blanket and frame assembly had to absorb the dynamic energy from any debris strike. The original structural frame design only considered the blast mat weight and wind loading, it did not examine dynamic loading. The CSB analyzed the structural frame to determine if it provided adequate protection against overpressure blast energy and a large projectile

⁵⁰ The manufacturer worked with the Israeli Defense Force and the Southwest Research Institute to evaluate the ballistic shield design. Testing demonstrated that it is capable of withstanding detonation pressures resulting from thousands of pounds of TNT more than 30 feet from the source of the detonation.

impact into the blast mat (Appendix C). The analysis examined both maximum theoretical deflection and structural component failure. It concluded that the structural frame was adequate to prevent damage to the MIC day tank and attached vent pipe from the overpressure energy. The analysis concluded that the structure provided only marginal impact energy absorption protection from a large fragment strike at velocities predicted to result from the residue treater explosion.

Therefore, had the residue treater traveled unimpeded in the direction of the day tank, and struck the shield structure just above the top of the MIC day tank, the shield structure might have impacted the relief valve vent pipe. A puncture or tear in the vent pipe or MIC day tank head would have released MIC vapor into the atmosphere above the day tank.

4.0 Methyl Isocyanate Risk Reduction at the Institute Facility

4.1 Congressional Action

In May 2009, the U.S. House of Representatives Committee on Energy and Commerce sent a letter to the U.S. Chemical Safety Board Chairman requesting that the Board:

1. “Conduct an investigation to determine options for Bayer to reduce or eliminate the use or storage of MIC by switching to alternative chemicals or processes.”
2. “Determine whether Bayer has adequately examined the feasibility of switching to alternative chemicals or processes.”
3. “Provide specific recommendations for Bayer and its state and federal regulators on how to reduce the dangers posed by on-site storage of MIC.”
4. “Brief our staff on the Board’s findings and recommendations at the end of its investigation.”

In the fall 2009, the Congress appropriated \$600,000 to the CSB fiscal 2010 budget and directed that the funds

[S]hall be for a study by the National Academy of Sciences [NAS] to examine the use and storage of methyl isocyanate including the feasibility of implementing alternative chemicals or process and an examination of the cost of alternatives at Bayer CropScience facility in Institute, WV.

The NAS study was designed to address item 1 in the May 2009 committee request. Historical studies addressing MIC alternatives conducted by Bayer and the prior owners of the Institute facility are discussed in Section 4.2.

The CSB published a draft scope of work for the NAS study in *The Federal Register*⁵¹ on April 23, 2010, to solicit public comment. The CSB reviewed all submitted comments and revised the NAS scope of work. The CSB awarded the contract to the NAS in September 2010. The CSB is currently considering the impact of Bayer's announcement concerning the planned total elimination of MIC on the NAS study.

4.2 Alternative MIC Technology Analysis History

4.2.1 Union Carbide Corporation Studies

UCC began alternative MIC technology research in November 1976. The initial research focused in the area of "adducts," which are chemical structures that can be easily added and removed from the desired chemical. The intention of an adduct is to change undesired characteristics of the chemical to which the adduct is attached. In the case of MIC, the adduct made it water soluble and ultimately less hazardous should it escape containment. However, the MIC adduct was not easily removed, so it contaminated the insecticide products.

In July 1984, UCC researched a palladium catalyzed reaction that had the potential to completely eliminate both MIC and phosgene use. However, the cost of the catalyst greatly outweighed any potential feasibility for this process. At the time, it would have cost more than \$14 per pound of insecticide, merely to cover the cost of the palladium catalyst, which was cost prohibitive.

During its ownership, UCC reviewed 97 patents dealing with alternative technologies to MIC production but concluded that none could perform as well as the existing process. In the last year of the facility ownership, UCC found three different pyrolysis⁵² techniques that showed promise to

⁵¹ The Federal Register. Chemical Safety and Hazard Investigation Board, National Academy of Sciences Study, Vol. 75, No. 78 / Friday, April 23, 2010, pg. 21223.

⁵² Pyrolysis is a term for chemically decomposing organic materials through heating--a form of thermal decomposition.

eliminate phosgene and/or reduce the MIC stockpile, but sold the facility before completing the studies.

4.2.2 Rhone-Poulenc Studies

Rhone-Poulenc continued research into pyrolysis through March 1989, but determined that the pyrolysis approach to manufacturing pesticide products was not cost-effective. Rhone-Poulenc also researched different approaches to operating the processes that use MIC and phosgene, intending to reduce the stockpiles of both. In all five new techniques studied, Rhone-Poulenc concluded that either the stress placed on the process equipment was too great or the new process would be unacceptably difficult to control.

Following the deadly MIC release from the Union Carbide facility in Bhopal, India, in 1984, DuPont implemented a new technology for producing the carbamate pesticide methomyl at its plant in La Porte, Texas, which did not require a large inventory of MIC. The technology also eliminated phosgene from the production process. In DuPont's technology, the less acutely toxic chemical methylformamide is converted into MIC on an as-needed basis and immediately consumed in a subsequent reaction, avoiding the need to store MIC. In the 1980s, Bayer itself used a similar approach to producing the carbamate pesticide propoxur in Europe; according to a published account, Bayer used an alternative chemistry where MIC was produced and consumed in tandem (Worthy, 1985).

Rhone-Poulenc also researched various in-situ processes for MIC, which would allow MIC to be synthesized and almost instantly consumed in the process line. This form of production eliminates the MIC stockpile and often removes the need for phosgene. In February 1989, Rhone-Poulenc analyzed the in-situ process DuPont used but did not adopt the technology, possibly due to patent restrictions.

In December 1989, Rhone-Poulenc reviewed what was thought to be a promising in-situ process proposed by Enichem. The Enichem process was going to be used at a facility in Brazil, and the

suggestion was that it could also be used at the Institute facility. The available historical records did not explain why Rhone-Poulenc did not implement the Enichem technology.

4.2.3 Bayer CropScience Studies

Bayer CropScience continued to research the Enichem in-situ process that would eliminate phosgene and the MIC stockpile. However, the company reported that a byproduct of this reaction degrades the effectiveness of pesticide products by nearly 50 percent. As of August 2010, Bayer claimed that it has had not found an alternative to MIC suitable for its products manufactured in Institute, West Virginia. Bayer however committed to cooperate with the NAS and consider the recommendations that result from the NAS study.

4.3 Bayer CropScience MIC Storage Reduction

Concern expressed by many in the community, local regulators, and Congress ultimately prompted Bayer CropScience to reevaluate MIC use at the Institute facility. In August 2009, the company reported that the use of MIC would not be eliminated at the facility and that in-situ production of MIC at the operating units where MIC is used was not a viable alternative. However, Bayer committed to significantly reduce the on-site inventory of MIC, make process unit upgrades, and continue to study alternate chemistries that could eliminate the need for MIC for pesticide production. The full text of the Bayer CropScience announcement is contained in Appendix D.

Bayer management announced the following planned changes at the Institute facility:

1. Reduce the MIC storage at the Institute facility by 80 percent;
2. Eliminate all aboveground MIC storage;
3. Eliminate all transfer, storage, and use of MIC in the West Carbamoylation Center; and
4. Eliminate manufacturing methomyl and carbofuran.

Bayer did not repair the damaged Methomyl unit and abandoned methomyl production at the Institute facility. Bayer negotiated a carbofuran unit shutdown schedule with FMC, the owner of the unit,

which ended carbofuran production in August 2010.⁵³ Bayer then stopped storing MIC in the Methomyl-Larvin unit day tank.

Bayer also committed to replacing the MIC production unit underground storage system with new, smaller storage vessels and a new underground containment vault. Bayer further committed to decommissioning the remaining aboveground storage vessels at the facility. Bayer CropScience management also stated to the CSB it would revise the MIC system Process Hazard Analysis and commission an independent review of the PHA. The facility upgrade work is scheduled to be complete by February 2011.

Subsequent to Bayer's announcement of its MIC inventory reduction plans, in August 2010 the Environmental Protection Agency and Bayer reached an agreement to phase out the production of aldicarb, one of two remaining MIC-derived pesticides made in Institute, by the end of 2014. On January 11, 2011, Bayer announced plans to end the production of both aldicarb and carbaryl by mid-2012 and thereby eliminate the production, storage, and use of all MIC and phosgene. Bayer stated it would continue to produce Larvin at the plant by the conversion of methomyl purchased from commercial sources; however, this process does not require MIC or phosgene to operate.

⁵³ On May 15, 2009, the Environmental Protection Agency revoked all food tolerances for carbofuran and effectively prohibited the use of the pesticide. The EPA stated that "dietary, worker, and ecological risks are unacceptable for all uses of carbofuran." See http://www.epa.gov/opp00001/reregistration/carbofuran/carbofuran_noic.htm, January 9, 2011.

5.0 Regulatory Analysis

5.1 Occupational Safety and Health Administration

5.1.1 Process Safety Management Program

The PSM standard requires employers to prevent or minimize the consequences of catastrophic releases of highly hazardous chemicals. PSM applies to processes that involve any of 137 listed toxic chemicals at, or above, threshold quantities and processes with flammable liquids or gases onsite in one location in quantities of 10,000 pounds or more. The Methomyl-Larvin unit was covered by the PSM standard because it contained listed toxic chemicals including methyl isocyanate (threshold quantity [TQ] = 250 pounds); methyl mercaptan (TQ = 5,000 pounds); and various flammable liquids including hexane and methyl isobutyl ketone, each in quantities significantly above the 10,000 pound flammable liquid/gas TQ. Chlorine (TQ = 1,500 pounds) is also used in the methomyl unit.

The PSM standard requires the owner to perform an initial PHA [1910.119(e)], and to revalidate the PHA at least every five years thereafter. Furthermore, the standard requires the employer to

[A]ssure that recommendations are resolved in a timely manner and that the resolution is documented; document what actions are to be taken; complete actions as soon as possible; develop a written schedule of when these actions are to be completed.

5.1.2 PSM Inspections at the Bayer Facility

OSHA conducted a planned inspection of the Bayer Institute facility in 2005. The inspection identified deficiencies in PSM program elements including conduct of PHAs and compliance audits. After the August 2008 incident, OSHA conducted a compliance audit that focused on the Methomyl-Larvin unit.

In addition to the PHA deficiencies discussed in Section 3.3, both the CSB and OSHA investigations found that many PHA recommendations had not been resolved, including operating procedure

deficiencies and deficient hazard analyses. Delays in addressing these issues persisted even after the methomyl system PHA conducted in 2005 identified the problem.⁵⁴ The Bayer PSM-facilitated self-assessment, dated Oct 30-Nov 9, 2007, again identified that many action items, called “risk sheets,” from the 2005 PHA remained incomplete and unassigned. An internal Bayer memo dated August 7, 2008, three weeks before the incident, noted 48 open risk sheets.

The CSB investigation team also identified other significant PSM program deficiencies associated with Operating Procedures [1910.119(f)]; Training [1910.119(g)]; and Pre-startup Review [1910.119(i)], which are discussed in Section 3.0. The OSHA inspection conducted after the incident identified 12 items that violated the PSM program requirements, two of which OSHA classified as “repeat” violations.

5.1.3 PSM Program Deficiency Findings in Other CSB Investigations

The PSM program deficiencies identified in the Bayer incident investigation parallel findings in many other CSB investigations (Table 3). Notably, the BP Texas City refinery investigation identified PSM deficiencies in MOC, PHA, PSSR, and operating procedures practices.

At the BP Texas City refinery CSB investigators found that, “deviations from the procedure were made without performing MOC hazard analyses.” The same situation occurred during the methomyl unit startup at Bayer. The CSB identified organizational change control deficiencies existed at both BP and Bayer. In the case of the BP incident, the company did not apply the PSM MOC process to evaluate the organization changes in the Isom unit operation. Although Bayer applied the MOC process to the organization redesign implemented in 2007, the MOC failed to adequately address the impact the changes had on technical support during special operating situations, such as the methomyl unit startup with a completely new control system.

⁵⁴ The recommendations and corrective action listed in the 2005 PHA report to Bayer management contain the finding that “some areas of concern were identified...Many of the risk sheets identified in previous PHAs have not been mitigated.”

Table 3. Common PSM program deficiencies identified in CSB investigations

	PHA	MOC	PSSR	Standard Operating Procedures
Bayer (2008)	X	X	X	X
BP (2005)	X	X	X	X
Formosa (2004)	X	X		X
DPC (2002)	X			X
Honeywell (2003)	X	X		
INDSPEC (2008)	X			X
Motiva (2001)	X	X	X	
Sierra (1998)	X	X		X
Tosco (1999)		X		
Valero (2007)	X	X		

The CSB determined that PHAs and PSSRs performed at both BP Texas City and Bayer were not sufficient. In both cases, the PHAs failed to address operating conditions involving bypassed or inoperative safety devices. At BP Texas City, the CSB determined that, “none of the PSSR procedural steps were undertaken for the ISOM startup.” This is echoed in the Bayer case, as personnel improperly identified the PSSR as complete, and thus they proceeded with the methomyl unit startup even though equipment was not properly installed or calibrated.

At Bayer, longstanding operating procedure deficiencies played a significant role in the accident. As was the case in the BP incident, the CSB found that, “management did not effectively review the available computer records of [SOP] deviations and intervene to prevent future deviations.” The staff should have corrected the operational problems before they proceeded with the unit restart.

Furthermore, management did not enforce procedural compliance or proper application of MOC to ensure SOP errors were corrected. In all six CSB investigations that identified SOP problems, each

incident involved SOP deviations that became “necessary violations” to get the job done (Hopkins, 2000).

5.1.4 OSHA PSM Chemical National Emphasis Program

Since the Process Safety Management of Highly Hazardous Chemicals standard was promulgated in 1992, OSHA has found that even employers with extensive written PSM programs may not effectively implement the programs on their covered processes. On July 27, 2009, OSHA issued a directive to implement a pilot national emphasis program (NEP) for chemical facilities covered by the PSM standard. The NEP directs certain OSHA regional offices to verify that the activities actually performed by employers are consistent with the employer’s written program and with the requirements of the standard. This NEP requires auditors to use investigative questions focused on a limited number of specific PSM program activities, rather than the traditional PSM program inspections that involved comprehensive, but broad, open-ended, and resource-intensive compliance evaluations. The NEP is intended to “allow for a greater number of inspections by better allocation of OSHA resources” [OSHA Directive 09-06 (CPL 02)]. It applies to planned inspections in the pilot regions, and unplanned inspections OSHA-wide. On July 8, 2010, OSHA superseded Directive 09-06 with Directive 10-05. The revision extended the NEP through September 2010 and encouraged State Plan adoption of the program. In October 2010, OSHA extended the directive in Regions 1, 7, and 10. OSHA continues evaluating the results of the pilot chemical industry NEP, and plans to make appropriate modifications to improve its effectiveness, and extend the NEP to all ten regional offices.

5.1.5 OSHA PSM Citations Follow-up Deficiencies

OSHA has issued many citations to companies for failure to comply with the PSM standard. Generally, the companies are required to submit written certifications to OSHA that assert the corrective actions have been implemented, as Bayer submitted in response to the citations that resulted from the 2005 planned inspection. Furthermore, OSHA can levy significant penalties when

they determine that a company has a repeat violation, or has failed to abate workplace hazards cited in a previous inspection.

The CSB found, as did OSHA, that contrary to the certifications made by Bayer, some corrective actions were not implemented adequately. The CSB further found that OSHA does not always conduct follow-up field inspections to verify that companies have, in fact fully implemented agreed-upon corrective actions. OSHA field inspections that occur through planned inspections, complaints, referrals, or accident investigations do not necessarily examine the adequacy of corrective actions from previous inspections that a company has certified to be complete. Follow-up inspections specifically intended to confirm corrective action status are utilized only occasionally.

5.2 Environmental Protection Agency Risk Management Program

The EPA Risk Management Program (RMP) regulation (40 CFR 68), mandated by Section 112(r) of the Clean Air Act Amendments of 1990, regulates the use of highly hazardous chemicals at facilities (stationary sources). The purpose of the RMP is to prevent accidental offsite releases of these substances and ensure that the company and community are able to respond effectively in case of a release. The regulation applies to facilities that use or store regulated substances that exceed threshold quantities specified in the EPA regulations.

5.2.1 Application of the Bayer CropScience Risk Management Program

The Methomyl-Larvin unit and other units in the facility are subject to the RMP rule. The unit contained two listed toxic chemicals, methyl isocyanate (TQ = 10,000 pounds) and methyl mercaptan (TQ = 5,000 pounds). Bayer also reports six additional RMP regulated chemicals are used at the facility (Table 4).

Table 4. RMP covered chemicals in Bayer process units

Chemical	Threshold Quantity (pounds)
ammonia	10,000
chlorine	2,500
trichloromethane	20,000
methylamine	10,000
methyl mercaptan	5,000
phosgene	500
trimethylamine	10,000

The EPA requires the facility owner to assign to each covered process one of three “prevention program” levels based on offsite consequence analyses, incident history, and PSM program applicability. Program 1 is the lowest, simplest management program. Program 2 is an intermediate management level program with added program elements and basic documentation requirements. PSM-covered processes cannot be designated Program 2. Program 3 is the highest level management program. All PSM program activities and records are directly applicable to the Program 3 regulatory activities. Most PSM-covered processes fall into Program 3, as do the Bayer Institute facility processes that involve the seven RMP listed chemicals.

Each covered process must undergo a hazard assessment (40 CFR 68, Subpart B) in which the owner is required to prepare a “worst case release scenario” and an “alternative release scenario” for each covered process. Different analysis criteria apply based on whether the covered chemical is a toxic or

flammable material. The hazard assessment also requires inclusion of the “five year accident history.” The results of the hazard assessment, along with other pertinent information for each covered process, must be submitted to the EPA. This Risk Management Plan (40 CFR 68, Subpart G) is prepared and submitted electronically and must be periodically updated by the facility owner.

The most recent Bayer CropScience Institute facility Risk Management Plan submittal preceding the August 2008 incident was dated July 2007. It states:

The phosgene and MIC units [sic] on-site inventories have been minimized as far as practicable in order to minimize the potential impact in the event of a release. In 1992 and 1993, the phosgene process was rebuilt and the MIC process was modified to achieve these improvements following a thorough study of potential release scenarios.

The Risk Management Plan also discusses air emissions controls: “All of the processes covered by RMP utilize scrubbers and flares to destroy emissions from the process to minimize releases to the atmosphere.”

The five-year accident history for the RMP-regulated chemicals reports an accident that released approximately 15 pounds of phosgene (October 1999), another that released less than 1 pound of chlorine (May 2000), and a third that released approximately 3,000 pounds of liquid chloroform (August 2001). Each resulted in one or more worker exposures, and the phosgene release prompted a shelter-in place-alert. However, the company reports none of the releases involved offsite consequences.

5.2.2 EPA Inspections at the Bayer Institute Facility

The CSB searched the EPA Enforcement and Compliance History Online database for a record of EPA program audits or inspections at the Bayer facility. The database identified three evaluations of the Clean Air Act, Section 112(r), the first in 2005 and the second in 2006, which involved the MIC

production unit. A third evaluation occurred in 2007.⁵⁵ None of the evaluations resulted in any enforcement action by the EPA.

5.2.3 EPA Office of Inspector General Risk Management Program Review

In 2008, the Office of Inspector General (OIG) of the U.S. Environmental Protection Agency conducted a review of the EPA implementation and oversight of the Risk Management Program (40 CFR 68). The OIG issued the final report, *EPA Can Improve Implementation of the Risk Management Program for Airborne Chemical Releases*, Report No. 09-P-0092 on February 10, 2009. The OIG review found that EPA had not inspected or audited more than half (296 of 493) of the high-risk facilities. EPA Region 3, which includes West Virginia, had the highest RMP inspection rate of high-risk facilities (96 percent).

The report contained two significant recommendations to the EPA:

- Strengthen its inspection process to provide greater assurance that facilities comply with Risk Management Program requirements, and
- Develop inspection requirements to target higher-priority facilities for inspection and track its progress in completing inspections of these facilities.

The CSB also found during other incident investigations involving RMP covered processes that the EPA has seldom performed comprehensive audits or inspections of RMP programs at the facilities where the incident occurred.

In a May 2009 memorandum to the Office of Inspector General, EPA Office of Enforcement and Compliance Assurance agreed with the OIG recommendations. It revised the definition of a high-risk facility and reported that it would “work with the regions to develop an approach for targeting high risk facilities to make the best use of our limited inspection resources.” EPA also revised the fiscal

⁵⁵ The EPA Enforcement and Compliance History Online database lists Bayer as the owner for the 2006 evaluation and Union Carbide Corporation as the owner for the 2005 and 2007 evaluation.

year 2010 National Program Managers Guidance to require the regions to "require at least 10 percent of the total number of 112(r) inspections at defined high risk facilities." Finally, EPA agreed to improve compliance inspection tracking of high-risk facilities.

5.3 State and Local Government Programs

5.3.1 Contra Costa County California Hazardous Materials Safety Ordinance

In 1999, the Contra Costa County, California Board of Supervisors approved an industrial safety ordinance⁵⁶ that established broad authority to the county health services department to oversee stationary sources in the refining and chemical industries in unincorporated areas in the county. The ordinance contains the following key elements:

- The owner shall prepare a Facility Safety Plan and submit it to the department. The Plan shall include:
 - Human factors and safety culture assessments
 - Consideration of inherently safer technologies in the PHA.
- The county health services department shall:
 - Conduct tri-annual audits of all submitted Safety Plans,
 - Hold public meetings on the facility safety plan,
 - Collect and maintain certain documents in a public information bank, and
 - Conduct an annual program performance review and issue a written report.
- The facility owner shall:
 - Allow the department to investigate an accident site and directly related facilities and submit an annual report of all accidents,
 - Document the decision made to implement or not implement all process hazard analysis recommended action items and the results of recommendations for additional studies, and
 - Periodically conduct a safety culture assessment.

⁵⁶ Contra Costa County, California, Ordinance Code Title 4 – Health and Safety, Division 450 – Hazardous Materials and Wastes, Chapter 450-8 – Risk Management.

The State also authorized the county to collect fees from each covered facility to fund the program. The department maintains a full-time staff of technical specialists who administer the program, perform the required audits, and conduct incident investigations. The City of Richmond adopted a similar ordinance in 2002 that mirrors the Contra Costa County ordinance.

The ordinance requires the Health Services department to conduct annual program reviews to evaluate the effectiveness of the program, discuss the results of audits completed by the department, and present various program metrics. The November 2009 annual audit⁵⁷ concluded:

The number and severity of the Major Chemical Accidents or Releases have been decreasing since the implementation of Industrial Safety Ordinance. The implementation of the Industrial Safety Ordinance has improved and, in most cases, is being done as required by the ordinance. It is believed that by continuing implementation of the Industrial Safety Ordinance and strengthening the requirements of the Ordinance that the possibility of accidents that could impact the community has decreased.

The ordinance applies to three refineries and four chemical facilities in the county as reported in the audit. The audit report also includes the results of the City of Richmond ordinance, which includes one refinery and one chemical facility. The total fees assessed to the covered facilities in 2008 were less than \$440,000. For the same period, the county reported that 4400 hours were charged in support of the ordinance. The report notes a significant decrease in the number of “major chemical accidents and releases” at covered facilities, from 11 incidents in 2001 to zero incidents in 2009.

As the CSB previously noted in its BP Texas City refinery investigation, the Contra Costa program has the benefit that covered facilities are regularly inspected for process safety compliance every three years by a team of trained engineers employed by the county and funded through fee collection. By contrast, as the CSB and others noted, comprehensive OSHA and EPA safety inspections of high-hazard chemical facilities

⁵⁷ http://cchealth.org/groups/hazmat/industrial_safety_ordinance.php, October 2010.

have historically been infrequent. OSHA and EPA process safety inspections do not occur on a regular schedule and often result only from a serious accident or complaint.⁵⁸

5.3.2 New Jersey Toxic Catastrophe Prevention Act

The New Jersey state legislature enacted the Toxic Catastrophe Prevention Act (TCPA) in 1985 in response to the release of MIC in 1984 from the Union Carbide India Limited plant in Bhopal. The TCPA was one of the first regulatory programs in the nation to impose more stringent requirements on chemical facilities to reduce the risk of accidental releases. The TCPA is part of the New Jersey Department of Environmental Protection (DEP) Bureau of Release Prevention and has been accepted by the U.S. EPA for implementing the Risk Management Program regulation (40 CFR 68).

The TCPA is intended to protect the public from catastrophes caused by the release of Extraordinary Hazardous Substances (EHS)⁵⁹ and Reactive Hazard Substances (RHS).⁶⁰ Facilities covered under the act must submit a Risk Management Plan for all covered processes. Additionally, the DEP may require owners or operators to do the following under the TCPA:

- Immediately submit a risk management program for the DEP to review,
- Perform a safety review, hazard analysis, or risk assessment,
- Immediately take risk reduction actions or implement a risk reduction plan, and
- Cease operating until the identified risks have been abated.

⁵⁸ In 2007, the CSB recommended in its BP Texas City investigation that OSHA “strengthen the planned comprehensive enforcement of the OSHA Process Safety Management (PSM) standard” and “establish the capacity to conduct more comprehensive PSM inspections by hiring or developing a sufficient cadre of highly trained and experienced inspectors.”

⁵⁹ An EHS is any substance or chemical compound used, manufactured, stored, or capable of being produced from on-site components in this State in sufficient quantities at a single site such that its release into the environment would produce a significant likelihood that persons exposed will suffer acute health effects resulting in death or permanent disability.

⁶⁰ An RHS is an EHS that is a substance, or combination of substances, which is capable of producing toxic or flammable EHSs or undergoing unintentional chemical transformations producing energy and causing an extraordinarily hazardous accident risk.

The TCPA incorporates the EPA RMP list of toxic chemicals and threshold quantities; however, the TCPA EHS list contains several chemicals with lower thresholds than the RMP. The TCPA list also contains some chemicals for which the RMP does not apply. Facilities in New Jersey that process listed EHSs or RHSs in excess of the threshold quantities must submit a TCPA-specific Risk Management Plan to the DEP. The facility must also submit an EPA-specific Risk Management Plan as required by 40 CFR 68 Subpart G if the chemical is listed in the EPA RMP and the quantity exceeds the EPA threshold quantity.

Facilities with substances or mixtures containing substances on the RHS list must conduct a hazard assessment under the TCPA. The RHS list contains 30 specific reactive chemicals and 43 functional groups that exhibit reactive hazards such as water reactivity and pyrophoric or self-reacting properties. Operators must determine applicability of substances and mixtures to the RHS requirements by conducting calorimetry tests, literature reviews, or engineering calculations to determine the heat of reaction. The RHS threshold quantity ranges from 13,100 pounds for the lowest heat of reaction value (100 calories per gram) to 2400 pounds for a heat of reaction at, or above 1000 calories per gram.

In June 2008, the state amended the act to require facilities to conduct inherently safer technology (IST) reviews, to provide improved risk reduction. A team of qualified experts are required to conduct the IST reviews, as well as operations and union representatives. Each covered facility must determine whether IST is feasible and take into account environmental, health and safety, legal, technological, and economic factors into the analysis. The IST review must be submitted to the TCPA and updated on a 5-year basis, or with major process modifications.

As of March 2010, the TCPA has eliminated the less rigorous RMP Program 1 and Program 2 criteria [40 CFR 68.10(b) and (c)]; it now requires all covered processes to be classified and managed in accordance with Program 3. It is the most rigorous toxic chemical environmental regulatory program in the United States.

5.3.3 Hazardous Materials Regulatory Oversight in West Virginia

Like Contra Costa County, the Kanawha valley has many facilities that handle large quantities of hazardous materials, some of which are acutely toxic. The EPA RMP database contains 15 facilities that report EPA Risk Management Program covered chemicals assigned as Program level 3 in Kanawha County. Statewide, the RMP database contains 54 facilities with Program level 3 plans. The region contains environmentally sensitive areas such as the Kanawha River, which is also an important transportation corridor. In addition to the serious incident at Bayer's Institute plant in 2008, the CSB is currently investigating a series of incidents that occurred in 2010 at the DuPont chemical plant in nearby Belle, West Virginia, including a fatal release of phosgene gas on January 23. Although the CSB's final report on the DuPont incidents remains to be completed, the incidents at DuPont also reveal process safety deficiencies that were not detected or corrected through existing regulatory enforcement mechanisms. In the Kanawha valley where both Bayer and DuPont are located, neither the state nor the local government has a program or regulation in place that requires or authorizes direct participation with facility safety planning and oversight even though many community stakeholders have long campaigned for such involvement.

The West Virginia Code Chapter 16, Public Health, charges the state public health agency with providing "Essential public health services" i.e., activities necessary to promote health and prevent disease, injury and disability for the citizens of the state." The code authorizes the commissioner of the bureau for public health "To make inspections, conduct hearings, and to enforce the legislative rules concerning occupational and industrial health hazards." The Secretary of the state department of health and human resources may also propose "Fees for services provided by the Bureau for Public Health."

If the West Virginia Department of Health and Human Services were to implement a program similar to the California safety ordinance, it would likely improve stakeholder participation and awareness, and improve emergency planning and accident prevention.

6.0 Key Findings

6.1 Process Hazard Analysis

1. The PHA team did not validate the assumptions in the PHA including accuracy of the SOP, conformance to the SOP, and control of process safeguards.
2. The residue treater layers of protection to prevent a runaway reaction were inadequate.
3. Previous PHA action items were not closed in a timely manner, including operator training and control of process safeguards.
4. The methomyl unit SOP was overly complex and not reviewed and approved prior to the methomyl unit startup.
5. The SOP did not include flasher tails methomyl concentration testing as required by the original construction process safety information package.

6.2 Pre-Startup Safety Review

1. The PSSR did not include a formal process involving multiple disciplines.
2. The PSSR did not verify the completion of modifications in the field, including:
 - a. Methomyl-Larvin unit toxic gas monitoring system was not in service.
 - b. Project engineers did not verify the functionality of critical DCS control and indication circuits.
 - c. Operating equipment and instruments were not installed before the restart, some of which were discovered to be missing after the startup began.
3. Equipment checkouts as required by the pre-startup safety review were incomplete:
 - a. Methomyl-Larvin unit toxic gas monitoring system was not in service.
 - b. Project engineers did not verify the functionality of critical DCS control and indication circuits.
 - c. Valve lineups were incomplete or incorrect.
4. Control system training was inadequate. The operators were not formally trained on the methomyl DCS and were not familiar with some of the changed units of measure used on the DCS displays.

6.3 Methomyl Unit Startup

1. Methomyl unit board operators were not provided with computer screen displays to effectively operate all assigned process and utility systems.
2. Multiple operational problems diverted the staff's attention:
 - a. Only one of the two centrifuges was operating properly.
 - b. The new Siemens operating system was not calibrated; consequently, the staff struggled with balancing the MIBK- hexane ratio in the crystallizers.
 - c. Operators were pressured to start the MIBK solvent recovery system because the MIBK stockpile levels were getting low.
3. Operations personnel incorrectly assumed that methomyl was not being produced in the reactor even though the flasher feed sample lab results were available, which reported excessively high methomyl content in the process downstream from the reactor.
4. Operators and technical staff did not troubleshoot why the centrifuges did not contain methomyl cake.
5. Several required SOP steps were not completed during the methomyl unit startup:
 - a. The residue treater was not pre-filled with solvent.
 - b. The solvent was not circulated and heated to the minimum operating temperature.
 - c. The 7 a.m. daily residue treater liquid sample was not collected and analyzed for methomyl concentration.
6. Management did not strictly enforce the safety matrix control policies. Bypassing the safety interlocks on the residue treater flasher bottoms feed valve allowed the empty residue treater to be filled with concentrated methomyl.
7. Oxime system startup problems diverted operators' attention, resulting in poor communication between methomyl board operators at shift change.

8. The residue treater relief system design basis was invalidated during the methomyl unit startup:
 - a. The design basis assumed that the safety interlocks were active, but the interlocks were bypassed.
 - b. The resident treater relief system design basis relied on administrative controls such as sample collection and analysis to prevent overcharging methomyl, but these controls were either incomplete or not implemented before startup.
9. A runaway methomyl decomposition reaction inside the residue treater overwhelmed the vent system and caused the vessel to violently explode.

6.4 MIC Day Tank Shield Structure Design

1. The blast blanket design basis did not consider an impact of a large object moving at high velocity. Had the residue treater traveled in the direction of the day tank and struck the shield structure near the top of the frame it might have resulted in an MIC release into the atmosphere (see Appendix C)

6.5 Emergency Planning, Response, and Communication

6.5.1 Bayer CropScience

1. The Bayer onsite emergency response did not conform to the unified command structure contained in the National Incident Management System (NIMS) protocols.
2. Bayer did not assign a Public Information Officer (PIO) to directly communicate with the Kanawha Putnam EOC and Metro 9-1-1.
3. Unknown to Bayer emergency personnel, the Methomyl-Larvin unit air monitor system that they relied on to determine and report airborne concentrations of possible toxic chemicals was not in service the night of the incident.
4. Bayer had only two distant fence-line air monitors to determine the extent of chemical contaminants traveling off site.
5. Although the Bayer IC recommended a shelter-in-place, the Bayer EOC did not notify Metro 9-1-1.
6. Bayer discontinued hot zone decontamination activities before all emergency responders were able to clean their safety gear.

6.5.2 Outside Responding Agencies

1. The overloaded telephone system prevented Bayer from promptly notifying the Metro 9-1-1 center of the incident.
2. County emergency responders established three separate EOCs in response to the incident, which resulted in duplication of effort, poor communication, and conflicting control.
3. First-responders working near the explosion and fire did not wear adequate respiratory protection and were not decontaminated.

6.5.3 Kanawha County Commission

1. The Kanawha Putnam Emergency Management Plan does not adequately address emergency response personnel responsibilities and communications between the facility IC and outside emergency response organizations when a facility owner is responsible for incident command during an on-site emergency involving hazardous chemicals.

6.6 Environmental Impact

1. MIC air monitoring devices in the Methomyl-Larvin unit were not functioning at the time of the incident, preventing the accurate measurement of any MIC release from piping or equipment that might have resulted from the explosion and fires.
2. Two fence-line monitors located hundreds of feet from the incident location were ineffective for detecting toxic chemicals that might be released into the atmosphere either from process equipment leaks or spills, or combustion products from a major fire.

6.7 Regulatory Oversight

1. Both the Occupational Safety and Health Administration (OSHA) and the Environmental Protection Agency (EPA) had conducted process safety related audits and inspections at the Bayer facility prior to the incident in August 2008. However, the inspections did not detect or correct all the serious, longstanding process safety problems that were revealed by investigations conducted after the incident.
2. OSHA cited Bayer for deficient process hazard analyses in 2005; however OSHA did not subsequently verify that corrective actions were fully implemented by Bayer. Deficient PHAs were a causal factor in the August 2008 incident.

7.0 Incident Causes

1. Bayer did not apply standard PSSR and turnover practices to the methomyl control system redesign project. Bayer restarted the unit before the equipment was properly tested and calibrated.
2. Operations personnel were inadequately trained to operate the methomyl unit with the new DCS control system.
3. Malfunctioning equipment and the inadequate DCS checkout prevented the operators from achieving correct operating conditions in the crystallizers and solvent recovery equipment.
4. The methomyl-solvent mixture was fed to the residue treater before the residue treater was pre-filled with solvent and heated to the minimum safe operating temperature.
5. The incoming process stream normally generated an exothermic decomposition reaction, but methomyl that had not crystallized due to equipment problems greatly increased the methomyl concentration in the residue treater, which led to a runaway reaction that overwhelmed the relief system and over-pressurized the residue treater.

8.0 Recommendations

The CSB makes recommendations based on the findings and conclusions of its investigations.

Recommendations are made to parties that can effect change to prevent future incidents, which may include the companies involved; industry organizations responsible for developing good practice guidelines; regulatory bodies; and/or organizations that have the ability to broadly communicate lessons learned from the incident, such as trade associations and labor unions.

8.1 Bayer CropScience – Research Triangle Park, NC

2008-08-I-WV-R1 Revise the corporate PHA policies and procedures to require:

- a. Validation of all PHA assumptions to ensure that risk analysis of each PHA scenario specifically examines the risk(s) of intentional bypassing or other nullifications of safeguards,
- b. Addressing all phases of operation and special topics including those cited in chapter 9 of “Guidelines for Hazard Evaluation Procedures” (CCPS, 2008), and
- c. Training all PHA facilitators on the revised policies and procedures prior to assigning the facilitator to a PHA team.

Ensure all PHAs are updated to conform to the revised procedures.

8.2 Bayer CropScience - Institute, West Virginia

2008-08-I-WV-R2 Review and revise, as necessary, all Bayer production unit standard operating procedures to ensure they address all operating modes (startup, normal operation, temporary operations, emergency shutdown, emergency operations, normal shutdown, and startup following a turnaround or emergency shutdown), are accurate, and approved.

- 2008-08-I-WV-R3 Ensure that all facility fire brigade members are trained in the National Incident Management System, consistent with municipal and state emergency response agencies.
- 2008-08-I-WV-R4 Evaluate the fence-line air monitor program against federal, state, and local regulations, and Bayer corporate policies, and upgrade and install air monitoring devices as necessary to ensure effective monitoring of potential releases of high-hazard chemicals at the perimeter of the facility.
- 2008-08-I-WV-R5 Commission an independent human factors and ergonomics study of all Institute site PSM/RMP covered process control rooms to evaluate the human-control system interface, operator fatigue, and control system familiarity and training. Develop and implement a plan to resolve all recommendations identified in the study that includes assigned responsibilities, required corrective actions, and completion dates.

8.3 Director of the Kanawha-Charleston Health Department

2008-08-I-WV-R6 Establish a Hazardous Chemical Release Prevention Program to enhance the prevention of accidental releases of highly hazardous chemicals, and optimize responses in the event of their occurrence. In establishing the program, study and evaluate the possible applicability of the experience of similar programs in the country, such as those summarized in Section 5.3 of this report. As a minimum:

- a. Ensure that the new program:
 1. Implements an effective system of independent oversight and other services to enhance the prevention of accidental releases of highly hazardous chemicals
 2. Facilitates the collaboration of multiple stakeholders in achieving common goals of chemical safety; and,
 3. Increases the confidence of the community, the workforce, and the local authorities in the ability of the facility owners to prevent and respond to accidental releases of highly hazardous chemicals.
- b. Define the characteristics of chemical facilities that would be covered by the new Program, such as the hazards and potential risks of their chemicals and processes, their quantities, and similar relevant factors;

- c. Ensure that covered facilities develop, implement, and submit for review and approval:
 - 1. Applicable hazard and process information and evaluations.
 - 2. Written safety plans with appropriate descriptions of hazard controls, safety culture and human factors programs with employee participation, and consideration of the adoption of inherently safer systems to reduce risks
 - 3. Emergency response plans; and,
 - 4. Performance indicators addressing the prevention of incidents and chemical incidents.
- d. Ensure that the program has the right to evaluate the documents submitted by the covered facilities, and to require modifications, as necessary
- e. Ensure that the program has right-of-entry to covered facilities, and access to requisite information to conduct periodic audits of safety systems and investigations of chemical releases;
- f. Establish a system of fees assessed on covered facilities sufficient to cover the oversight and related services to be provided to the facilities including necessary technical and administrative personnel; and,
- g. Consistent with applicable law, ensure that the program provides reasonable public participation with the program staff in review of facility programs and access to:
 - 1. The materials submitted by covered facilities (e.g., hazard evaluations, safety plans, emergency response plans);
 - 2. The reviews conducted by program staff and the modifications triggered by those reviews;

3. Records of audits and incident investigations conducted by the program;
 4. Performance indicator reports and data submitted by the facilities, and;
 5. Other relevant information concerning the hazards and the control methods overseen by the program.
- h. Ensure that the program will require a periodic review of the designated agency activities and issue a periodic public report of its activities and recommended action items.

8.4 Secretary of West Virginia Department of Health and Human Services and the West Virginia Department of Environmental Protection

2008-08-I-WV-R7 Work with the Director of the Kanawha-Charleston Health Department to ensure the successful planning, fee collection, and implementation of the Hazardous Chemical Release Prevention Program as described in Recommendation 2008-08-WV-R6, above, including the provision of services to all eligible facilities in the State

8.5 Kanawha-Putnam Emergency Planning Committee

2008-08-I-WV-R8 Work with the Kanawha and Putnam counties Emergency Response Directors to prepare and issue a revision to the Kanawha Putnam County Emergency Response Plan and Annexes to address facility emergency response and Incident Command when such functions are provided by the facility owner.

8.6 West Virginia State Fire Commission

2008-08-I-WV-R9 Revise the Fire Department Evaluation Administrative Section Matrix addressing the periodic inspection of local fire departments to include a requirement for inspectors to examine and identify the status of National Incident Management System fire department personnel training.

8.7 Occupational Safety and Health Administration

2008-08-I-WV-R10 In light of the findings of this report and the serious potential hazards to workers and the public from chemicals used and stored at the Bayer Institute site (such as phosgene, MIC, and methomyl), conduct a comprehensive Process Safety Management (PSM) inspection of the complex. Coordinate with the Environmental Protection Agency, as appropriate.

2008-08-I-WV-R11 Revise the Chemical National Emphasis Program and the targeting criteria to:

- a. Expand the coverage to all 10 OSHA ...regions,
- b. Include in the targeting criteria from which potential inspections are selected all establishments that have submitted certifications of completions of actions in response to previous PSM citations;
- c. Require NEP inspections to examine the status of compliance of all previously cited PSM program items for which the company has submitted certifications of completion to OSHA.

8.8 Environmental Protection Agency

2008-08-I-WV-R12 In light of the findings of this report and the serious potential hazards to workers and the public from chemicals used and stored at the Bayer Institute site (such as phosgene, MIC, and methomyl), conduct a comprehensive Risk Management Program (RMP) inspection of the complex. Coordinate with the Occupational Safety and Health Administration, as appropriate.

9.0 REFERENCES

Baum, M.R., “Disruptive Failure of Pressure Vessels: Preliminary Design Guidelines for Fragment Velocity and the Extent of the Hazard Zone,” *ASME Journal of Pressure Vessel Technology*, vol. 110 pp168, May 1988.

Cain, Maurice R., *Pressure Vessel Assessment Workbook*, General Physics Corporation, Titusville, Florida, 1995.

Center for Chemical Process Safety (CCPS). *Guidelines For Hazard Evaluation Procedures*, American Institute of Chemical Engineers, Center for Chemical Process Safety, New York, 2008.

CCPS. *Guidelines for Preventing Human Error in Process Safety*, American Institute of Chemical Engineers, Center for Chemical Process Safety, New York, 1994.

CCPS. “*Human Factors Methods for Improving Performance in the Process Industries*,” American Institute of Chemical Engineers, Center for Chemical Process Safety, 2007.

CCPS. *Layer of Protection Analysis; Simplified Process Risk Assessment*, American Institute of Chemical Engineers, Center for Chemical Process Safety, New York, 2001.

Contra Costa County, California, Ordinance Code Title 4 – Health and Safety, Division 450 – Hazardous Materials and Wastes, Chapter 450-8 – Risk Management.

Faupel, J.H., “Yield and Bursting Characteristics of Heavy-Wall Cylinders,” *Transactions of the ASME*, vol. 78 pp 1031-1064, July 1956.

Hopkins, A., *Lessons from Longford, the Esso Gas Plant Explosion*. Sydney, New South Wales: CCH Australia Limited, 2000.

Health and Safety Executive (HSE), *Reducing Error and Influencing Behavior*, 2nd ed. U.K.: HSE Books, 1999.

HSE, *Safety Culture: A Review of the Literature*. HSL/2002/25, 2002.

Knoll, G. G., Hildebrand, M.S., Yvorra, J. Eds. *Hazardous Materials - Managing the Incident*, 3rd edition, Red Hat Publishing: Chester, Maryland, 2005.

New Jersey Department of Environmental Protection, Toxic Catastrophe Protection Act, New Jersey Administrative Code Title 7, Chapter 31.

Sittig, M., *Handbook of Toxic and Hazardous Chemicals and Carcinogens*, 5th edition, William Andrew Norwich, New York, 2008.

Stanton, N., Salmon, S., Jenkins D., Walker, G., *Human Factors in the Design and Evaluation of Central Control Room Operations*, CRC Press, Boca Raton, Florida, 2010.

U.S. Chemical Safety and Hazard Investigation Board (CSB). *Investigation Report, Explosive Manufacturing Incident, Sierra Chemical Company, January 7, 1998*, No. 98-001-I-NV, 1998.

CSB. *Investigation Report, Refinery Fire Incident, Tosco Avon Refinery, February 23, 1999*, No. 99-014-I-CA, 2001.

CSB. *Investigation Report, Refinery Incident, Motiva Enterprises LLC, July 17 2001*, No. 2001-05-I-DE, 2002.

CSB. *Investigation Report, Chlorine Release, DPC Enterprises, L.P., August 14, 2002*, No. 2002-04-I-MO, 2003.

CSB. *Investigation Report, Chlorine Release, July 20, 2003, Contaminated Antimony Pentachloride Exposure, July 29, 2003, Hydrogen Fluoride Release, August 13, 2003, Honeywell International, Inc., No. 2003-13-I-LA, 2005.*

CSB. *Investigation Report, Vinyl Chloride Monomer Explosion, Formosa Plastics Corp., April 23, 2004*, No. 2004-10-I-IL, 2007.

CSB. *Investigation Report, Refinery Explosion and Fire, BP, March 23, 2005*, No. 2005-04-I-TX, 2007.

CSB. *Investigation Report, LPG Fire at Valero – McKee Refinery, Valero Energy Corporation, February 16, 2007*, No. 2007-05-I-TX, 2008.

CSB. *Investigation Report, Uncontrolled Oleum Release Petrolia Pennsylvania, INDSPEC*, No. 2009-01-I-PA, 2009.

U.S. Environmental Protection Agency (EPA), *EPA Can Improve Implementation of the Risk Management Program for Airborne Chemical Releases*, Office of Inspector General Report No. 09-P-0092, February 10, 2009.

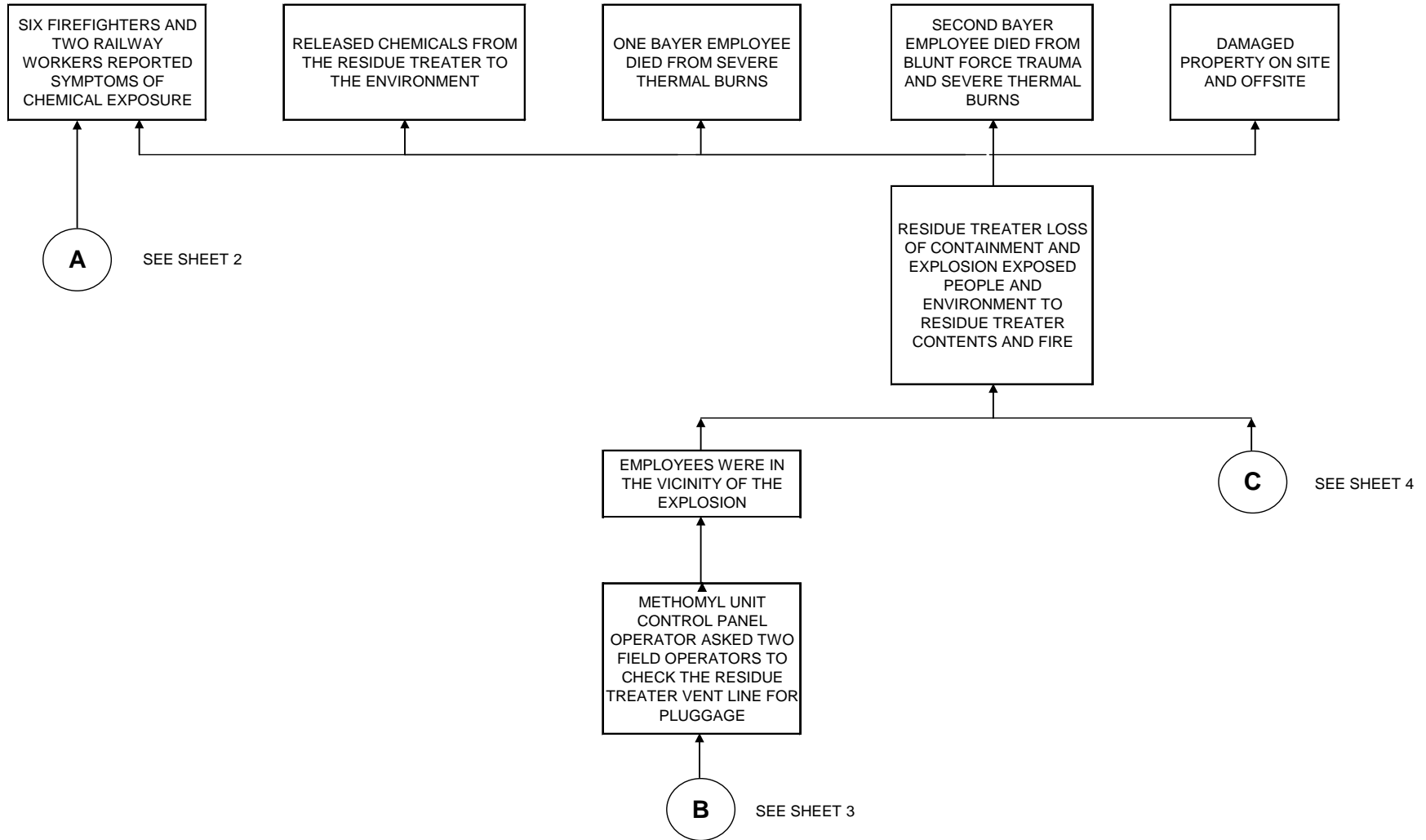
Worthy, W., “Methyl Isocyanate: The Chemistry of a Hazard,” *Chemical & Engineering News*, pp 27-33, February 11, 1985.

World Health Organization, *International Program on Chemical Safety, Health and Safety Guide No. 106, Phosgene Health and Safety Guide*, Geneva, SZ, 1998.

Appendix A – Causal Analysis Charts

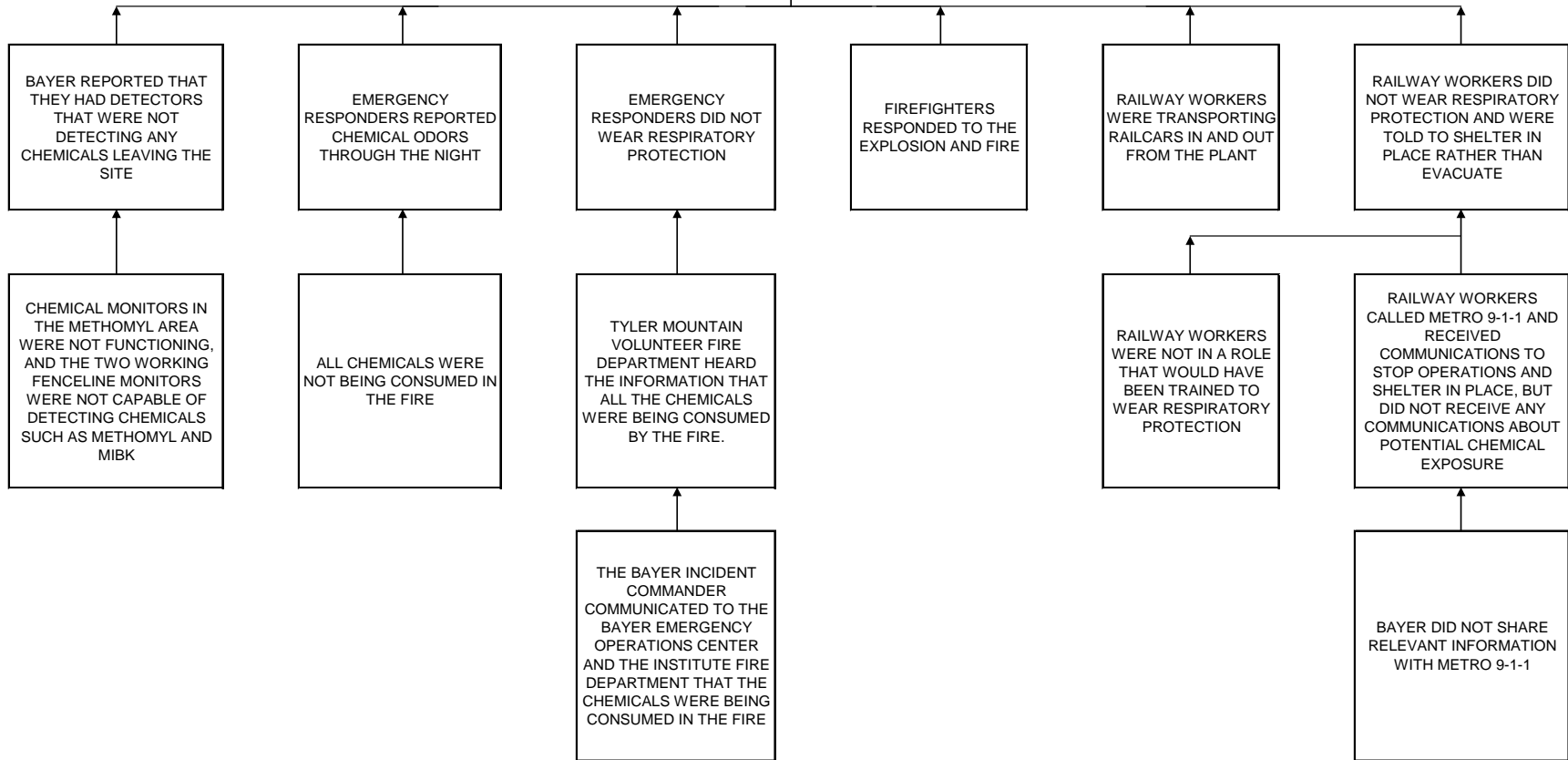
Appendix A is a "Why Tree" diagram showing the events that led to the incident and its consequences. Each box in the Why Tree is from information discovered in the investigation, and is a statement of something that happened in the chain of events. To construct a Why Tree, the investigation team starts with a concise description of the on-site and off-site human health, environmental, and business impacts, and asks why each impact occurred. The team continues asking why each preceding event occurred until they determine that they have reached a root cause. The arrows show the direction of flow from the root causes to the final impacts. When the evidence shows that a particular hypothetical event did not happen, the box in the Why Tree has a diagonal line crossed through it and a statement next to the box describing the evidence that the event did not happen.

SHEET 1

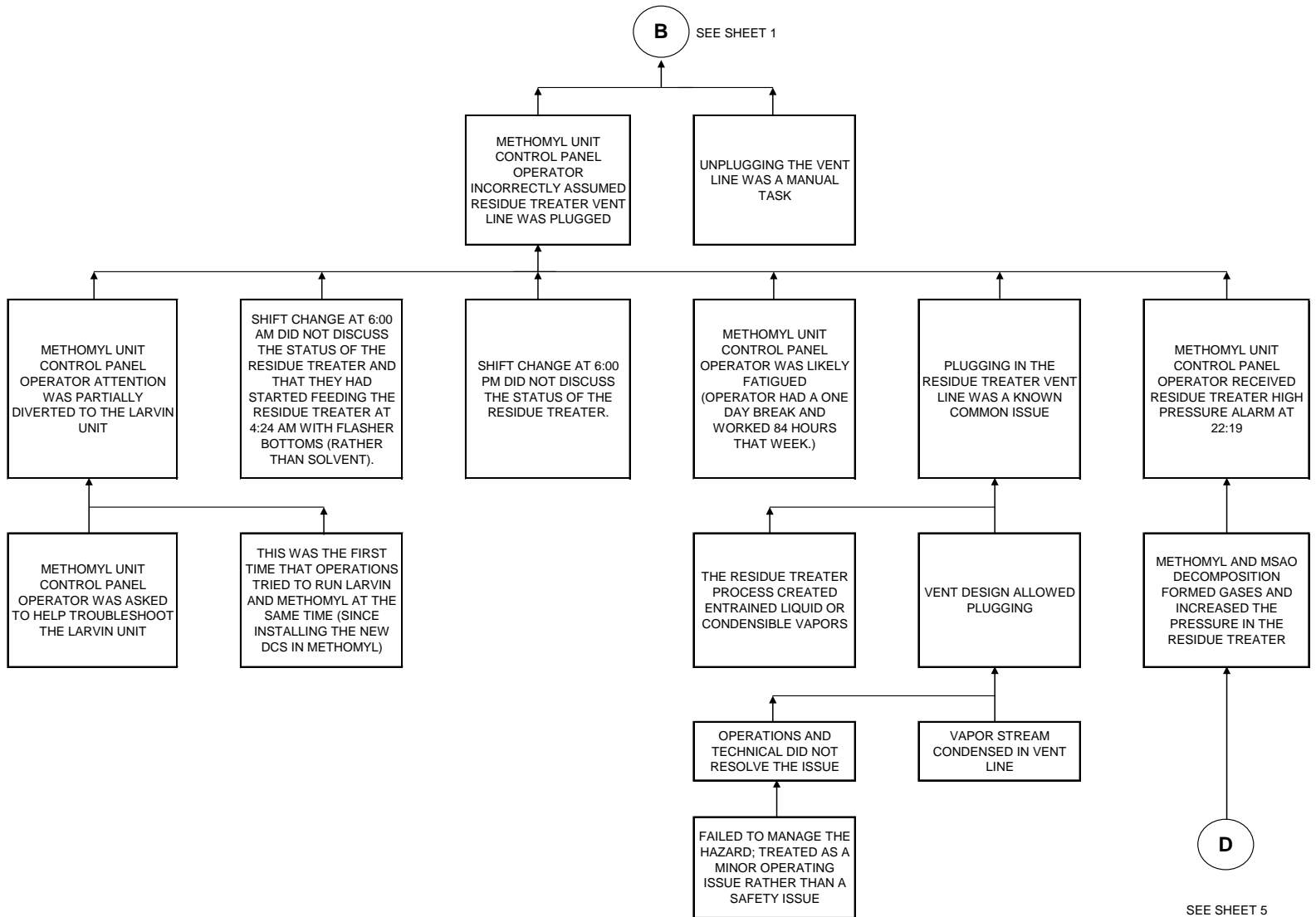


SHEET 2

A SEE SHEET 1



SHEET 3

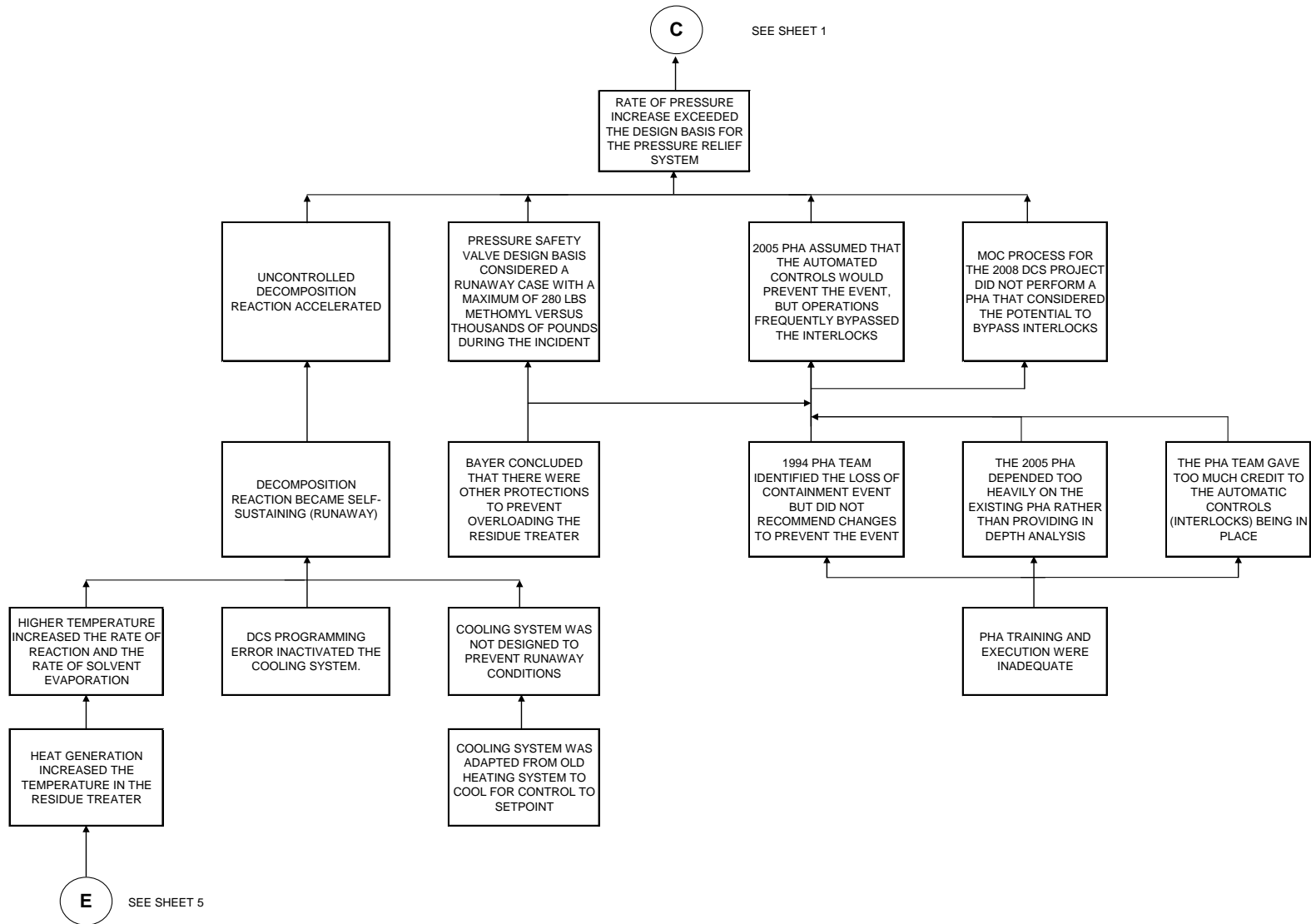


▲ ▲ ▲

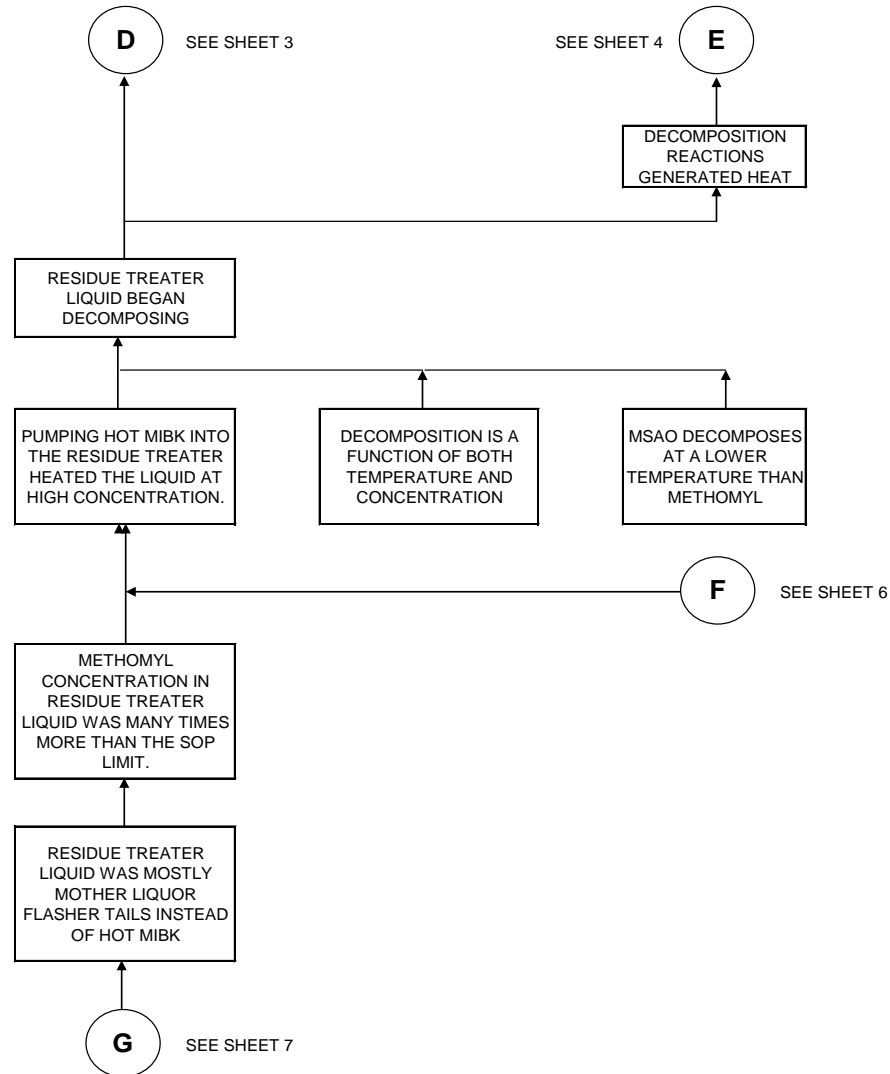
SHEET 4

▲

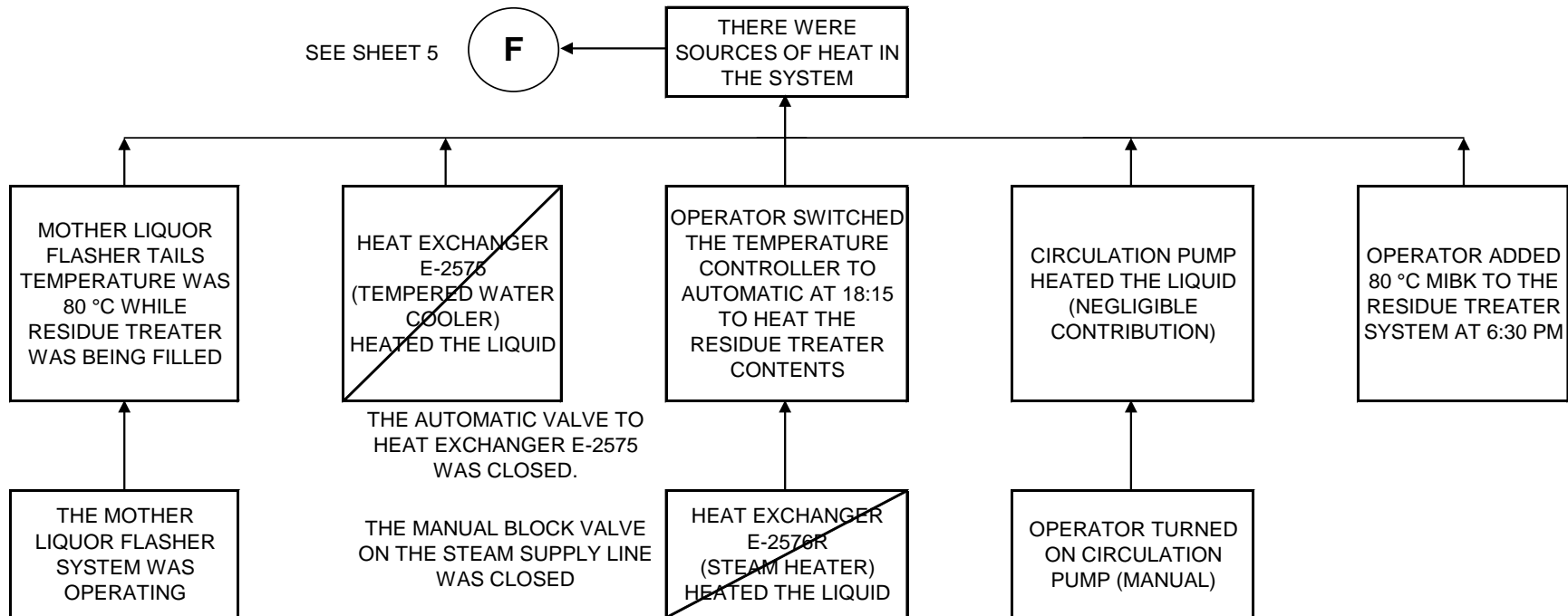
▲



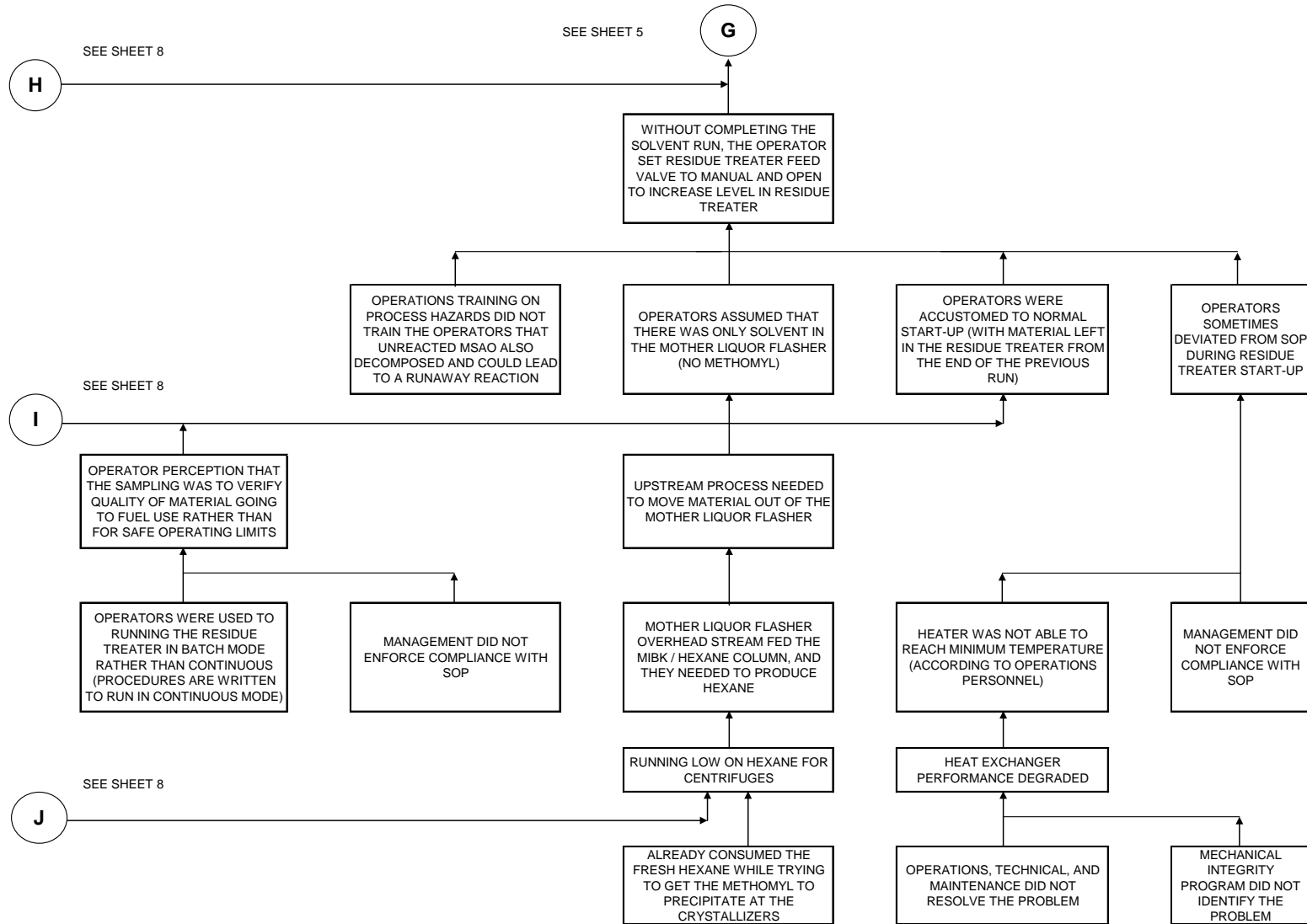
SHEET 5



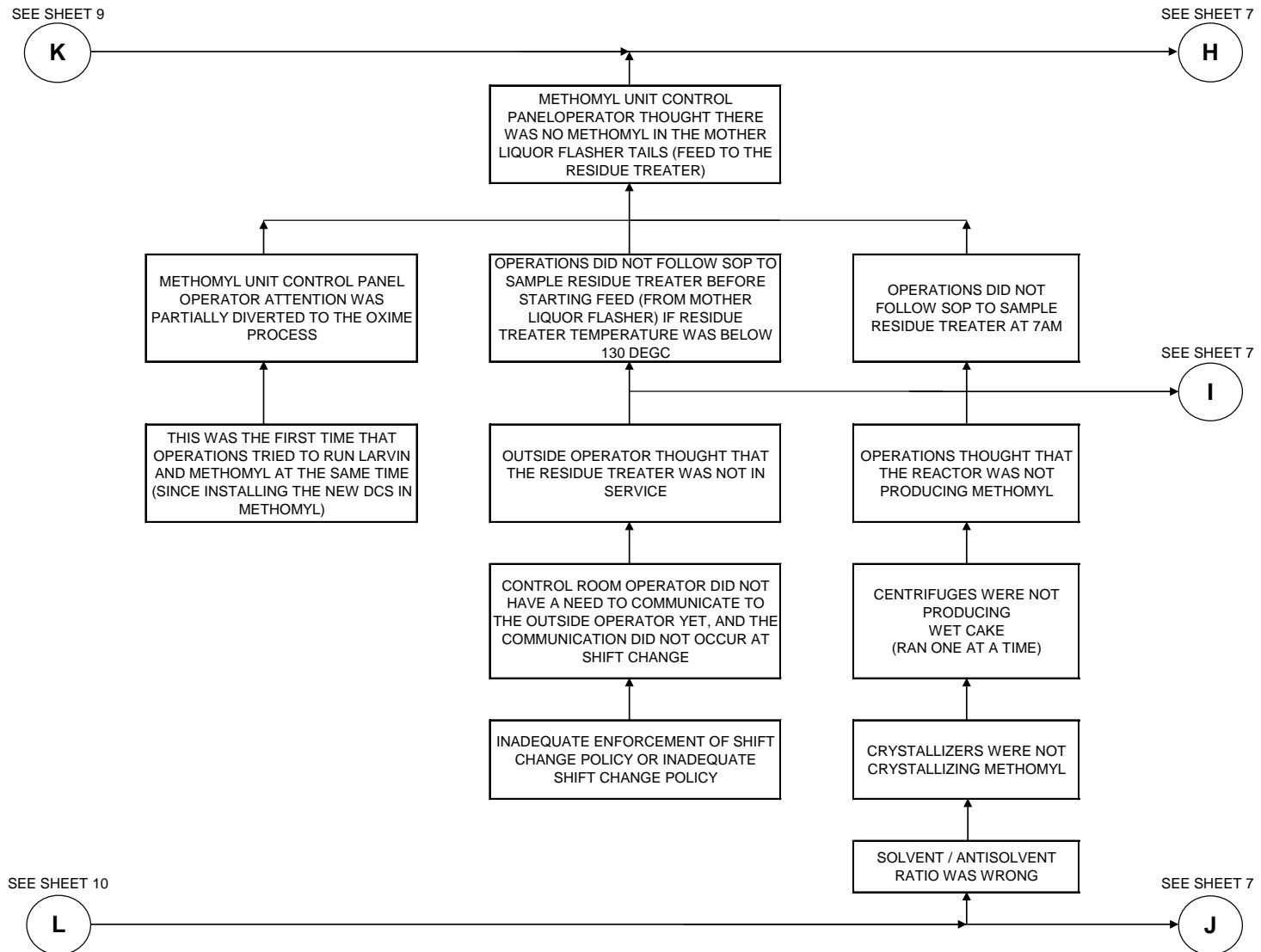
SHEET 6



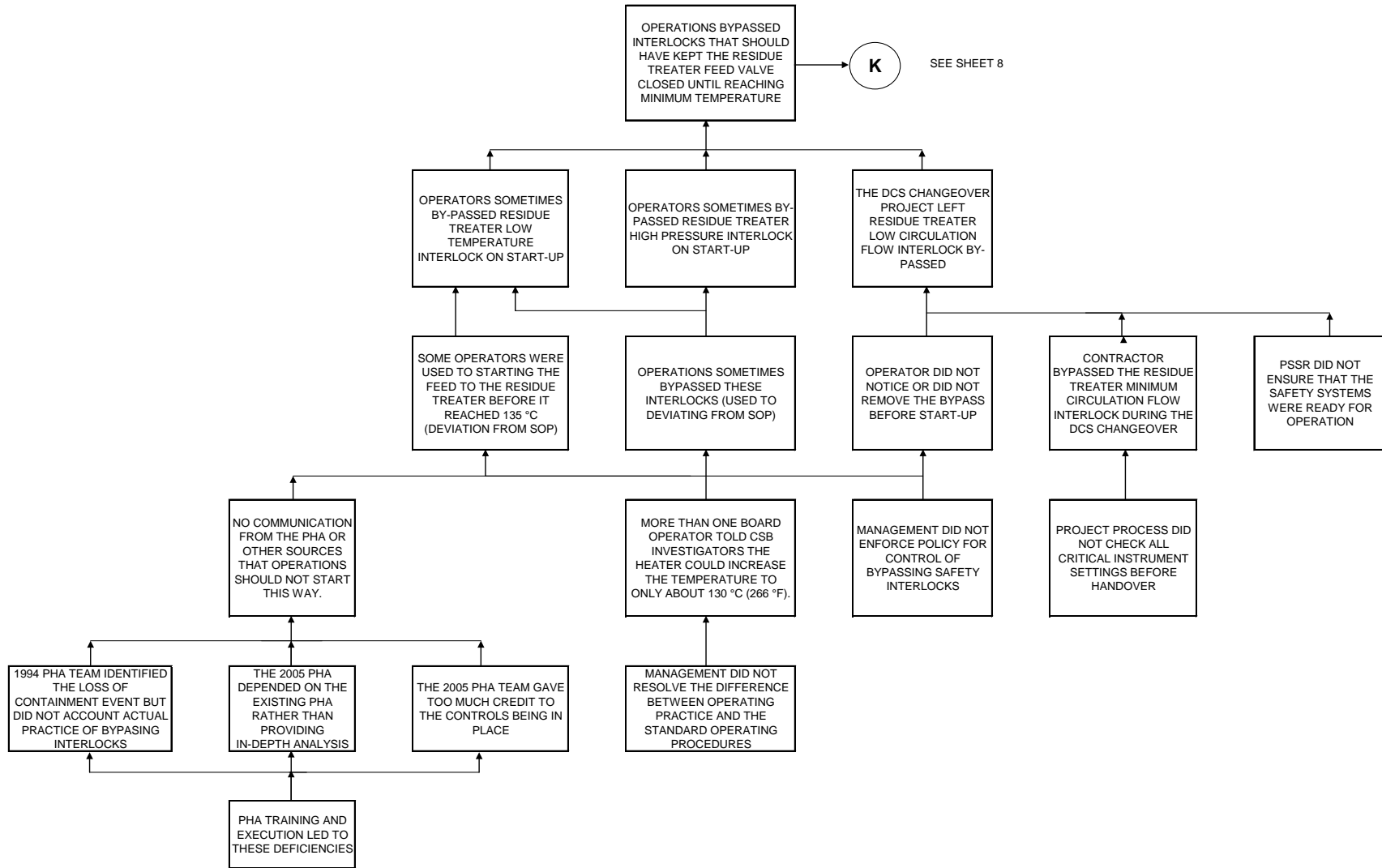
SHEET 7



SHEET 8

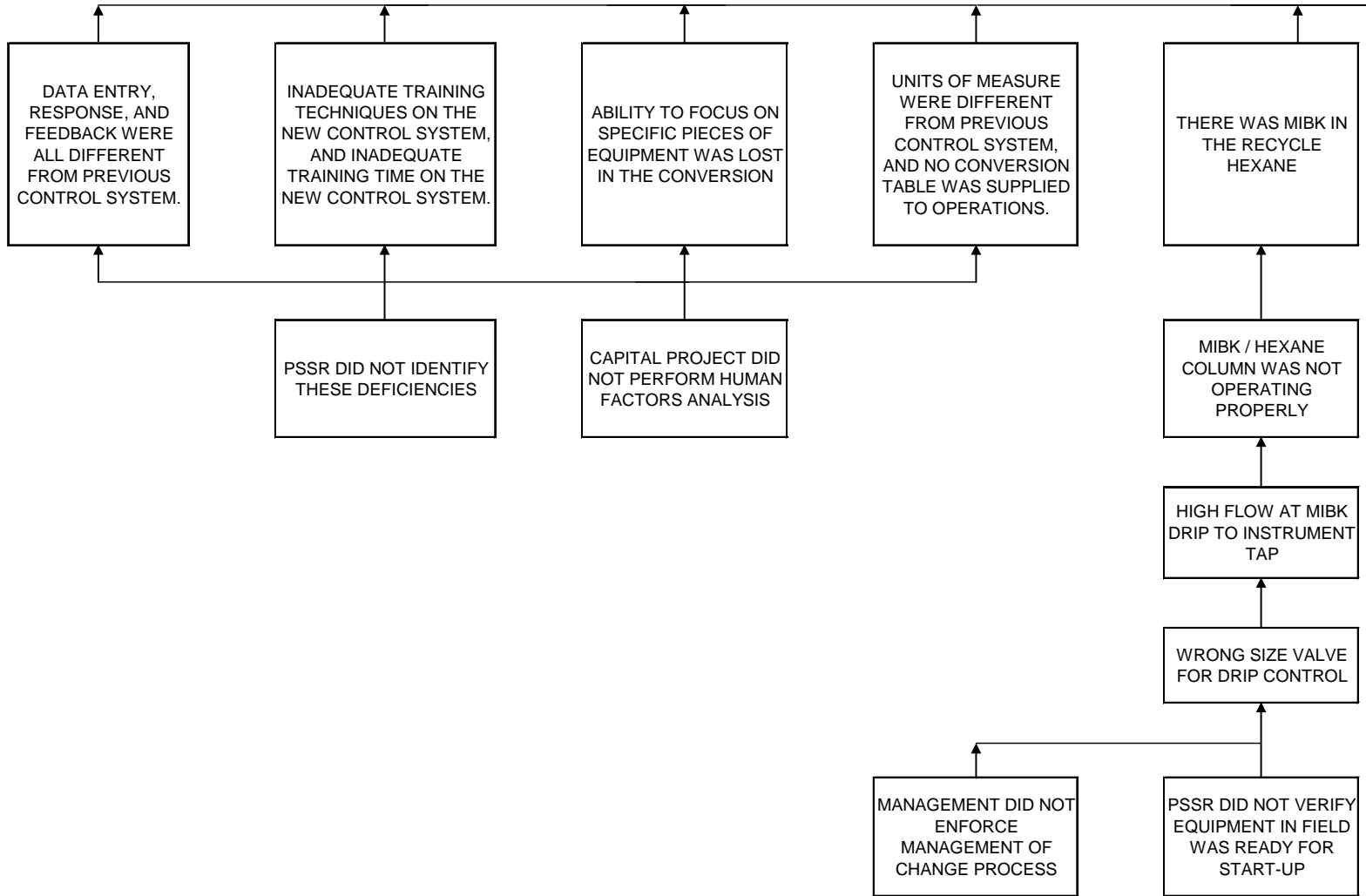


SHEET 9



SHEET 10

SEE SHEET 8



Appendix B – Emergency Response Timeline

The following is a key for the abbreviations used to denote the organizations agencies in the table below:

CAD	Computer Aided Dispatch
EOC	Emergency Operations Center
KCEAA	Kanawha County Ambulance Authority
KCSD	Kanawha County Sheriff's Department

Date	Time	Information	Source
8/28	22:34	Explosion and Fire on Methomyl Unit	
8/28	22:34	Metro to Jefferson fire department (FD): unknown source of explosion, receiving numerous calls	KCSD-1
8/28	22:35	EMS to Metro 911: wants address for explosion; Metro states it might be at Bayer CropScience, not sure	KCEAA
8/28	22:36	First report of explosion--caller to Metro	CAD Operations Report
8/28	22:36	Alarm--Tyler Mountain FD	Tyler Mountain FD
8/28	22:37	Metro to Dunbar and Institute FD--Explosion at Bayer plant, fireball 100 ft in air, numerous calls; no telephone or radio contact with plant at this time	KCSD-1
8/28	22:38	Dispatch to 1600 1 st Ave South (Bayer); scene of incident confirmed to be at the center of the plant.	KCSD-1
8/28	22:38	Emergency alarm at Larvin unit	EOC Log
8/28	22:39	Metro calls Main Gate: gate guard says he has been instructed not to give out information; emergency alarm in progress	911 call Transcript
8/28	22:41	Haze coming towards Cross Lanes	KCEAA
8/28	22:41	EMS to Metro 911: ambulance staging outside Bayer	KCEAA
8/28	22:42	Metro contacts Bayer: gate guard requests ambulance immediately for a burn patient; will not provide additional information	911 call Transcript
8/28	22:42	Call from Metro to Dunbar FD to stand by for Institute Station 24. Large explosion reported at the Bayer plant. No contact with plant at this time; multiple calls to plant have been made	Dunbar Fire
8/28	22:43	Metro to EMS: a burn patient is at main gate	KCEAA
8/28	22:44	Need medics at gate for burn patient	CAD Operations Report
8/28	22:44	Bayer has not called Metro	KCEAA
8/28	22:44	Metro advises that burn patient is at the main gate	KCSD-1
8/28	22:44	"They're not giving us anything, I don't know if they've even called in from Bayer."	KCSD-1
8/28	22:45	Unit 245 on-scene command established	KCSD-1
8/28	22:45	EOC activated, Shift A and B ring-down	EOC Log

Appendix B

Date	Time	Information	Source
8/28	22:46	Metro calls Bayer, no answer; gate guard not giving information.	KCEAA
8/28	22:47	EMS enters plant	KCEAA
8/28	22:48	Talks to someone at the gate, he doesn't know what is going on but they need an ambulance at the front gate	KCEAA
8/28	22:49	Tyler FD arrives on scene	Tyler Mountain FD
8/28	22:51	ATF on way to scene	CAD Operations Report
8/28	22:51	Route 25 closed	Dunbar Police
8/28	22:53	Station 31, power line down at 1014 Ellis Street. Pole and line in front of residence still smoking and leaning against a tree. Power still on to residence	St. Albans FD and Nitro FD
8/28	22:53	"Spoke to a gentleman in the plant and informed that the event is located in the Larvin unit. Told that the material involved is poisonous."	KCSD-1
8/28	22:54	Metro to Dunbar: No contact from plant, getting info from many different sources. Keep roads closed unless you hear otherwise from Metro 9-1-1 EOC only.	Dunbar Police
8/28	22:57	Cloud observed moving towards metro; seeks guidance on what cloud consists of.	St. Albans FD and Nitro FD
8/28	23:00	Notification to shut down river traffic	CAD Operations Report
8/28	23:00	St. Albans FD orders SIP unless hears otherwise about the cloud over explosion	CAD Operations Report
8/28	23:04	Still no contact from plant to Metro 911; Dunbar FD gathers a copy of evacuation plan just in case	Dunbar FD
8/28	22:52	"The explosion is in the Larvin unit; someone talked to a mechanic they know in the plant [and] it's poisonous."	KCEAA
8/28	23:04	Metro advises command that the unit involved is the Larvin	KCSD-1
8/28	23:06	No SIP per Chief 24 (Institute)	Dunbar Police
8/28	23:06	Burn victim in ambulance	EOC Log
8/28	23:13	KC-1 directed to Shawnee Park (designated as EOC)	KCSD-1
8/28	23:15	Bayer contacts Metro: a Bayer representative informs Metro that they "might want to alert the community that there is an emergency at the plant right now." The rep. does not confirm Larvin unit as source	911 call transcript
8/28	23:18	Secondary explosion noted	St. Albans FD and Nitro FD
8/28	23:24	SIP recommended for St. Albans and Nitro	EOC Log

Appendix B

Date	Time	Information	Source
8/28	23:33	NWAS issues SIP; informs media	CAD Operations Report
8/28	23:34	Bayer contacts Metro with update; Bayer representative tells Metro that Bayer CropScience still having emergency and is responding to it.	911 call transcript
8/28	23:34	Bayer informed that Metro Emergency Service director putting community SIP order for South Charleston, Dunbar, Nitro, St. Albans	911 call transcript
8/28	23:34	SIP declared for western portion of the county	St. Albans FD and Nitro FD
8/28	23:43	By order of the Kanawha County Office of Emergency Services, SIP ordered for all cities west of the City of Charleston (South Charleston, Dunbar, Nitro & St. Albans, specifically.)	KCSD-1
8/28	23:48	Individual transported to hospital	EOC Log
8/28	23:58	Status update: I-64 shut from Nitro to Dunbar; Rt. 25 from Dunbar to Putnam County line; Rt. 60 from South Charleston to Putnam County line; SIP for all areas west of South Charleston	KCSD-1
8/28		TV/radio announcement acknowledges SIP	SCPD
8/29	0:01	Praxair is SIP location	EOC Log
8/29	0:06	Bayer contacts Metro with update: still having emergency and is responding to it. Bayer rep. on way to Metro 911 center	911 call transcript
8/29	0:13	West of Larvin unit under toxic cloud; SIP in west end of plant	EOC Log
8/29	0:15	Norfolk Southern railroad personnel onsite with rash and itching goes to medical	EOC Log
8/29	0:21	One employee in medical with heat-related problems	EOC Log
8/29	0:25	Shawnee Park requests MSDS	EOC Log
8/29	0:35	Chemical in the explosion is highly toxic and flammable methomyl	Dunbar Police
8/29	0:37	MIC tank warming	EOC Log
8/29	0:40	Bayer contacts Metro with update: still having emergency and is responding to it	911 call transcript
8/29	0:55	EE sent to hospital is not decontaminated (HCN, Sulfide, Hexane, MIBK, methomyl residue)	EOC Log
8/29	1:10	Another emergency responder being transferred to medical (firefighter)	EOC Log
8/29	1:12	Bayer contacts Metro with update: still having an emergency and is responding to it	911 call transcript
8/29	1:12	Another emergency responder sent to medical for heat stress (firefighter)	EOC Log

Appendix B

Date	Time	Information	Source
8/29	1:20	SIP lifted in St. Albans	EOC Log
8/29	1:25	Another BCS employee to medical department with heat fatigue	EOC Log
8/29	1:27	Third BCS emergency responder sent to medical (heat stress)	EOC Log
8/29	1:32	Bayer makes official statement to media	EOC Log
8/29	1:40	SIP all clear except Larvin unit	EOC Log
8/29	1:42	All community SIPs lifted; Metro notified	EOC Log
8/29	1:43	Bayer contacts Metro with update: still having emergency and is responding to it.	911 call transcript
8/29	1:47	Two heat stress and one injured knee in medical	EOC Log
8/29	1:55	Metro wants written request from BCS to lift SIP	EOC Log
8/29	2:04	Roadways re-opened, SIP lifted	Dunbar PD
8/29	2:08	Metro 911 to all units: be advised SIP has been lifted.	Dunbar Fire
8/29	2:08	SIP lifted; roadways being re-opened	St. Albans FD and Nitro FD
8/29	2:08	Department of Environmental Protection notified incident over	EOC Log
8/29	2:14	Firefighting operations to be released, and begin to return to quarters. The fire is out	KCEAA
8/29	3:01	Bayer contacts Metro with update: response team has situation under control, plant still in alarm state	911 call transcript
8/29	3:33	Bayer contacts Metro with update: response team has situation under control, plant still in alarm state	911 call transcript
8/29	4:07	Tyler FD leaves scene	Tyler Mountain FD
8/29	5:31	"Governor is now on scene"	EOC Log
8/29	5:50	Bayer contacts Metro with update: all clear except Larvin unit	911 call transcript

**Appendix C – Methyl Isocyanate Day Tank
Blast Shield Analysis**

APPENDIX C CONTENTS

1.0 INTRODUCTION..... 140

2.0 METHOMYL AND CARBOFURAN MIC SUPPLY SYSTEM..... 141

 2.1 MIC Manufacturing.....141

 2.2 Production Storage141

 2.3 Impact From the Explosion and Fire.....143

 2.4 Day Tank Inspection and Return to Service.....144

3.0 MIC DAY TANK BLAST SHIELD ANALYSIS 145

 3.1 Postulated Worst-Case Event Analysis146

 3.2 Residue Treater Rupture Pressure and TNT Energy147

 3.3 Fragment Kinetic Energy Estimates.....150

 3.3.1 Fragment Velocity Estimates150

 3.3.2 Fragment Range and Strike Velocities.....152

 3.3.3 Shield Structure Dynamic Analysis.....153

 3.3.4 Blast Mat Design.....154

 3.3.5 Structural Frame Assembly Design.....154

 3.3.6 Residue Treater Direction of Travel.....156

 3.4 Blast Shield Analysis Conclusions.....157

1.0 Introduction

Methyl isocyanate (MIC) has been manufactured and used at the Institute site since at least the 1970s. Union Carbide Corporation (UCC) owned the facility when the equipment was designed and installed. Recognizing the acute toxic hazard associated with MIC, UCC specified a more rigorous design than what is often applied in chemical processes: redundant and backup instrument systems, augmented fire suppression systems, and an ammonia-steam emergency vapor suppression system. In addition, the bulk storage systems were more robust than a typical aboveground storage vessel. In particular, Union Carbide installed specialized blast-resistant structures around the aboveground MIC storage vessels to protect the vessels from projectiles in the event of an explosion in nearby equipment. The blast blankets also provided a thermal heat shield in the event of a nearby fire.

In 1994, the owner of the Institute facility, Rhone-Poulenc, increased the height of the blast shield on the MIC day tank in the Methomyl-Larvin unit. The added height protected the relief valve piping and the vent line that is attached to the top head of the vessel.

The August 2008 incident and Bayer's subsequent effort to restrict public information about the proximity of the MIC day tank to the explosion resulted in renewed concern about MIC use and storage at the plant. This appendix presents a CSB analysis that evaluates whether the exploded residue treater could have damaged the MIC day tank and piping, if it had followed a hypothetical trajectory in that direction.

2.0 Methomyl and Carbofuran MIC Supply System

2.1 MIC Manufacturing

Bayer, the only user of large quantities of MIC in the U.S., manufactures MIC and at the time of the incident stored up to 200,000 pounds in large underground pressure vessels and smaller aboveground vessels. Liquid MIC was transferred from the MIC production unit about 2500 feet through an insulated piping system to an aboveground pressure vessel called a “day tank” located adjacent to the Methomyl-Larvin production unit. After refilling the day tank, operators removed all MIC from the transfer pipe and purged the pipe with nitrogen gas.

The transfer piping and storage vessel incorporated multiple layers of protection, both active and passive:

- The MIC recirculation system, carbofuran unit transfer line, and the cross-plant transfer line were equipped with emergency block valves that were operated from the control room;
- An emergency dump tank adjacent to the day tank was available to receive the contents of the MIC day tank and cross-plant transfer line; and
- The day tank and dump tank were installed on a concrete foundation and surrounded by a concrete dike wall with the capacity to contain the maximum MIC inventory in the day tank and transfer piping.

2.2 Production Storage

The MIC day tank was a 6,700-gallon-capacity stainless steel pressure vessel. Maximum inventory was approximately 37,000 pounds (4,400 gallons). The tank was designed, fabricated, and tested in accordance with the American Society of Mechanical Engineers Boiler and Pressure Vessel Code

Section VIII and was rated for lethal⁶¹ service. Union Carbide specified the vessel to be designed with a maximum allowable working pressure of 100 psig, even though the MIC system would operate at only 1-2 psig; the rupture disk and relief valve were set at 20 psig. UCC also installed a dedicated nitrogen supply system to maintain an inert atmosphere in the tank and piping system.

The day tank was equipped with additional layers of protection. The refrigeration system chilled the MIC to about 0 °C (32 °F). A multiple stage chiller system first used ethylene glycol to cool methyl isobutyl ketone (MIBK). The MIBK was then used to cool MIC in a separate heat exchanger. This two-step cooling process prevented a possible MIC-water reaction should the ethylene glycol chiller system leak.⁶² The MIBK system pressure was also maintained greater than the MIC system pressure, and the MIBK pressure in the MIBK-ethylene glycol heat exchanger was greater than the ethylene glycol pressure. This ensured that water could not enter the MIC system. Finally, emergency generators provided power to the refrigeration system in the case of normal plant electricity loss.

The day tank control system contained redundant pressure, temperature, and flow instruments including high-pressure, high-temperature, and refrigeration system failure alarms. The MIC system vents discharged into the process and emergency vent scrubber system.

The area around the tank was equipped with air monitors to detect MIC. Firewater monitors were located nearby to mitigate an MIC leak and suppress a fire that could threaten the tank. Surveillance cameras provided full-time visual display on video display panels inside the Methomyl-Larvin control room. A blast shield structure fully enclosed the day tank to protect it from flying debris and thermal radiation in the event of an explosion and fire.

⁶¹ ASME defines lethal substance as a poisonous gas or liquid of such a nature that a very small amount of the gas or of the vapor of the liquid mixed or unmixed with air is dangerous to life when inhaled (ASME 2001). Lethal service rated vessels are designed and fabricated to a higher quality standard than non-lethal rated vessels.

⁶² The coolant is a mixture of ethylene glycol and water.

2.3 Impact From the Explosion and Fire

The day tank contained approximately 13,700 pounds of MIC on the night of the residue treater explosion and fire. Neither the empty cross-plant transfer line nor the carbofuran unit transfer system, which was operating at the time of the incident, was damaged. Debris from the explosion struck the blast blanket surrounding the day tank (Figure C-1), and the blast blanket was exposed to radiant heat from the fires. However, the MIC day tank was not damaged.



Figure C-1. MIC tank blast shield post-incident

Power to the MIC refrigeration system was interrupted, so an emergency generator was put in service. The MIC temperature rose to 8.9 °C (48 °F) and the pressure rose to 12.7 psig, which were both less than the maximum allowed values of 30 °C (86 °F) and 20 psig, respectively. The day tank temperature was below 2 °C late the next day. The day tank was then depressurized and drained.

2.4 Day Tank Inspection and Return to Service

Bayer removed the blast blankets and removed the tank insulation, then inspected the tank, piping, and refrigeration system to verify that the explosion and fire did not damage the equipment. Bayer reinsulated the tank and piping systems and purchased and installed new blast blankets to replace those that were exposed to the fire. The blankets not directly exposed to the fire were reused. Finally, the MIC tank was returned to service to provide MIC to the carbofuran unit until the unit was shut down in August, 2010.

3.0 MIC Day Tank Blast Shield Analysis

When the day tank was installed in 1983, a wire rope blast blanket system was installed to protect it from flying debris. The blast blankets also provide a radiant heat shield from nearby fires. In 1994, the structure was extended up to completely surround the entire tank and top piping connections (Figure C-2). The original frame design considered static (blast blanket weight) and wind loads only, and did not analyze the structure for dynamic side loading, one of the functional purposes of the assembly.



Figure C-2. MIC day tank shield structure

3.1 Postulated Worst-Case Event Analysis

The shell and one head careened into the methomyl unit when the residue treater violently exploded. The other 800-pound head (Figure C-3) sheared off and came to rest near the installed location of the residue treater. A small piece of the vessel cylindrical shell separated and lodged between a catwalk and the shell of a distillation column (Figure C-4) some 15 to 20 feet from the residue treater installed location.



Figure C-3. 800-pound residue treater bottom head



Figure C-4. Residue treater shell fragment lodged in catwalk of adjacent distillation column

The blast shield showed no evidence of an impact by any significant projectile. However, because of the proximity of the residue treater to the structure, the CSB conducted a dynamic analysis of the shield structure and compared the results to a postulated residue treater impact with the structure. The analysis consisted of the following steps:

- Calculate the residue treater theoretical rupture pressure,⁶³
- Calculate the TNT equivalent energy at the rupture pressure and temperature,
- Calculate the initial velocity of various size residue treater fragments,
- Calculate impact forces from residue treater fragment impacts with the shield structure,
- Calculate the forces required to deflect the shield structure into the MIC day tank or attached piping, and
- Compare the results of the fragment energies to the shield structure frame analysis.

3.2 Residue Treater Rupture Pressure and TNT Energy

The newly installed 4,500-gallon residue treater was an ASME Code-stamped, SA-240 316L stainless steel pressure vessel manufactured in 2008. It had a maximum allowable working pressure (MAWP) of 50 psi at 400 °F and the vessel hydrostatic test pressure was 68 psig. The following calculations estimate the burst pressure and TNT equivalency of the energy released in the August 2008 explosion.

The Faupel method (Faupel, 1956) is a theoretical method used to predict vessel burst pressures +/- 15 percent based on vessel geometry and yield and ultimate tensile strengths of the stainless steel. The formulas were developed from nearly 100 static cylinder tests. According to Faupel, if a cylinder

⁶³ The maximum pressure range of the control system residue treater pressure instruments was 0-50 psig. Therefore, the actual vessel pressure near the failure point was not recorded.

wall yields at a constant stress, it will burst at a pressure required to overstrain the wall⁶⁴. The residue treater burst pressure, P_b , is estimated using the following equation.

$$P_b = \frac{2\sigma_y}{\sqrt{3}} \ln R \left[2 - \frac{\sigma_y}{\sigma_u} \right]$$

where

σ_u , ultimate tensile strength = 70,000 psi

σ_y = yield strength = 25,000 psi

Cylinder wall ratio, $R = b/a$

a = inner radius (47.6875 in)

b = outer radius (48 in)

$R = 1.0066$

$$P_b = 310 \text{ psig}$$

When the residue treater ruptured, the stored energy was released nearly instantaneously, creating a blast wave that spread over a distance from the vessel. The energy of the blast wave can be compared to a high explosive detonation through a TNT equivalency calculation using the conversion factor of 1.545×10^6 ft lbs/lb of TNT.

Using the calculated burst pressure, the blast energy and TNT equivalence (Cain, 1995) are:

$$W = \frac{P_1 V_1}{\gamma - 1} \left[1 - \left(\frac{P_2}{P_1} \right)^{\frac{\gamma - 1}{\gamma}} \right]$$

where

W = total explosion energy

$P_1 = 310 \text{ psia} = 46,760 \text{ psfa}$

⁶⁴ Though the Faupel method is intended for heavy or thick-walled vessels, it can be applied to thin-walled cylinders as well. All thin and thick walled equations derived in the Faupel study yield the same result as the cylinder wall ratio, R approaches 1 (Faupel, 1034).

$$P_2 = 14.7 \text{ psia} = 2117 \text{ psfa}$$

$$V_1 = 295 \text{ ft}^3 \text{ (volume above liquid level: 4500-gallon vessel @ 51\% full)}$$

γ = specific heat ratio of $\text{CO}_2 = 1.23$ (because CO_2 is a principal byproduct of methomyl decomposition)

$$W = 26.3 \text{ e}^6 \text{ ft-lbs}$$

Using the TNT equivalency factor of $1.545 \text{ e}^6 \text{ ft-lbs/lb}$, the mass of TNT required to generate the calculated explosion energy is:

$$\text{TNT} = \frac{26.3 \text{ ft-lbs}}{1.545 \text{ ft-lbs/lb}}$$

$$\text{TNT} = 17 \text{ lbs}$$

The American Institute of Chemical Engineers, Center for Chemical Process Safety (CCPS)

Guidelines for Chemical Process Quantitative Risk Analysis (AIChE, 2000) contains other methods for estimating the TNT equivalent energy from a pressure vessel explosion. The CSB compared the result from the Cain method with the methods contained in the CCPS publication. Table C-1 contains the summary of the results.

Table C-1. TNT equivalency values

Method	TNT (lbs)	Energy (ft-lbs)
Baum	13	20,690,000
Brode	36	57,000,000
Brown	44	69,900,000
Crowl	19	29,500,000
Cain	17	26,300,000

3.3 Fragment Kinetic Energy Estimates

The explosion caused the vessel to separate into three pieces: the bottom head, a small segment that embedded in the catwalk, and the main vessel shell with the top head attached. Initial velocities were calculated and applied to various trajectory departure angles in the direction of the MIC day tank.

Aerodynamic drag coefficients were then applied to predict the velocity and kinetic energy of each fragment at impact with the day tank shield structure at the same elevation as the top of the day tank.

The analyses ignored the pipe rack and other large structures between the residue treater and the day tank that would likely deflect the object, or absorb some of the kinetic energy.

3.3.1 Fragment Velocity Estimates

The energy released in an exploding pressure vessel is distributed among the energy consumed to fracture the steel vessel, shock wave, kinetic energy of the fragments, and heat energy. The energy distribution depends on the vessel failure characteristics (e.g., ductile vs. brittle fracture)⁶⁵ and can change throughout the explosion.

Assuming a complex expansion process (e.g., gas/liquid mixtures are contained in the pressure vessel), a simple kinetic energy calculation can be used to estimate the fragment upper limit velocity:

$$KE = \frac{1}{2}mv^2$$

$$\text{so } v = \sqrt{\frac{2KE}{m}}$$

where

KE = kinetic energy lbs (ft-lbs)

v = initial velocity (ft/s)

m = mass (lbs)

⁶⁵ Post-explosion visual examination of the new residue treater confirmed ductile failure of the shell and heads, as expected for stainless steel.

However, according to Baum (1988), less than 20 percent of the vessel expansion energy is transferred to projectiles. To improve the understanding of pressure vessel failure energies, the U.S. Air Force and U.S. Naval Surface Warfare Center commissioned the General Physics Corporation to develop a computer model to calculate fragment velocity and energy, called LIMIT-V, as part of the Pressure Vessel Burst Test Study (Cain, 1995). The study compared the Baum predicted values to actual fragment velocities measured from high-pressure, gas-filled pressure vessel burst tests.

Assuming a vessel axial split, which was similar to the residue treater failure, and assuming a burst pressure of 310 psig, the LIMIT-V program predicts that the fragment projectile energy and velocity for the main residue treater shell and top head are:

$$\text{Fragment energy} = 14.3 \text{ e }^6 \text{ ft-lbs}$$

$$\text{Initial velocity} = 81 \text{ ft/sec}$$

The LIMIT-V method likely over-predicts the residue treater fragment velocity because the residue treater was approximately half-full of liquid rather than vapor filled, and the method does not consider a foamy gas-liquid mixture inside the pressure vessel. However, the results are reasonable to use for evaluating the MIC blast shield structure.

3.3.2 Fragment Range and Strike Velocities

TRAJ is a two-dimensional fragment trajectory model developed for the U.S. Naval Surface Warfare safety program to estimate fragment velocity and range at various angles. The program uses velocity and shape characteristics to plot fragment flight path height and range and accounts for aerodynamic drag and fragment ricochets off barriers or interferences in the fragment path. The program calculates the velocity and energy at the point of contact with a specified barrier or interference.

The residue treater vessel shell and top head scenario generated the greatest fragment kinetic energy that could impact the MIC day tank blast mat frame. Barriers representing the MIC day tank structure were input into TRAJ at a range of 70 feet and a height of 22 feet from the residue treater. Figure C-5 shows the path traveled by the vessel shell and top head having an initial velocity of 81 feet per second.

If a large, high velocity fragment strikes the shield structure at the elevation where the MIC tank piping passes through the grating with enough energy to deflect the structure more than about 4 inches horizontally, the piping could be damaged. The model predicts that the residue treater main fragment will strike the structure at this elevation (circled area on Figure C-5) when the departure trajectory angle from the explosion epicenter is about 30 degrees above horizontal. The fragment energy at impact is 137,000 foot-pounds.

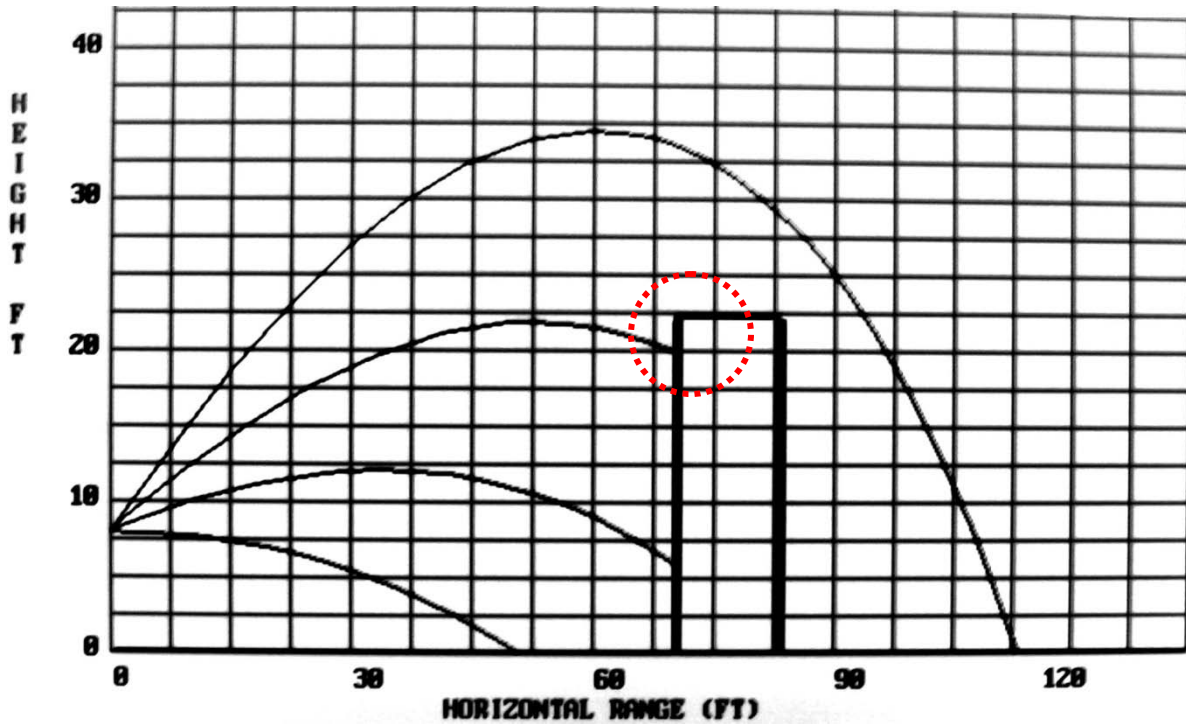


Figure C-5. TRAJ plot with fragment impact with the blast shield structure (vertical line at 75 feet range). The curves represent fragment departure angles of 0, 15, 30, and 45 degrees.

3.3.3 Shield Structure Dynamic Analysis

Union Carbide installed the blast shield structure in 1983. A 1994 modification added additional shielding above the MIC day tank. The assembly consisted of a structural frame bolted to the concrete foundation. Steel wire rope ballistic shield mats were suspended on all sides. The shield mats served multiple functions: prevent small projectile penetration or significantly reduce the projectile exit velocity, attenuate energy from an explosion generated pressure wave, and absorb heat from an explosion or fire. The structural frame supported the heavy steel mats.

A steel grating floor deck was installed a few inches above the top of the MIC day tank. The vessel relief valve piping passed through a circular opening in the floor deck. The clearance between the floor opening and the pipe was approximately 4 inches. Therefore, contact between the steel grating and the pipe will occur if the frame is deflected 4 inches horizontally. An MIC release was assumed to occur if the grating contacts the pipe—the analysis ignored the strength of the pipe and vessel

nozzle. The analysis did not evaluate the additional fragment energy (greater impact velocity) that would be necessary to puncture or break the pipe and release MIC.

3.3.4 Blast Mat Design

The blast mat is a commercially available ballistic shield product that was originally intended to protect personnel from high-energy explosive detonations. The manufacturer worked with the Israeli Defense Force and the Southwest Research Institute to determine the ability of the blast mat to absorb potential debris or pressure waves from an explosion. Testing conducted using explosive devices showed that the shield is capable of containing very high energy explosions. The testing also demonstrated that the shield is capable of withstanding detonation pressures resulting from thousands of pounds of TNT more than 30 feet from the source of the detonation.

The CSB estimated that the residue treater exploded with the force of about 17 pounds of TNT equivalent, many orders of magnitude lower than the energy absorbing capacity of the ballistic shield. Therefore, the CSB concluded the shield mat would withstand any postulated explosion pressure wave from the residue treater.

3.3.5 Structural Frame Assembly Design

Frame assembly design records address only the capacity of the frame to support the deadweight of the installed mats, plus wind loads. The records do not include a frame dynamic analysis to demonstrate that the frame assembly was strong enough to protect the day tank from a large object strike at high velocity.

The CSB commissioned a structural analysis of the frame assembly to evaluate it for resistance to two load cases:

1. Blast wave overpressure from approximately 40 pound TNT equivalent explosion at 75 feet.
2. Impact force from the residue treater vessel.

The structural and civil drawings were used to analyze the assembly using GTStrudul,[®] a comprehensive structural analysis tool. Failure was assumed if the maximum calculated stresses exceeded the material strength of any primary component in the frame assembly, or if the frame structure deflected 4 inches horizontally at the elevation of the top floor grating, the space between the hole in the grating and the pipe. The results are shown in Table C-2.

Table C-2. Frame loading analysis results

Load condition	Frame component stress limit	Maximum Deflection
Blast overpressure	Baseplate overstressed	~ 1.8 inches (no contact with pipe)
Residue treater vessel impact	Baseplate, structural beams and braces overstressed	~ 4 inches (possible contact with MIC pipe)

The analyses are based on worst case conditions for the following reasons:

- They ignore any objects in the path between the residue treater and the MIC day tank including the pipe rack that might deflect or even stop the fragment before it strikes the shield structure (See Figure C-2);
- The blast mat is assumed to act as a rigid plate, which transmitted all forces directly into the frame (i.e., the calculation ignored attenuation of blast or impact energy by the blast mat);
- The frame is assumed to be oriented such that the east face was perpendicular to the path of the overpressure and vessel fragment trajectory; and
- The fragment analysis uses the absolute value of the velocity applied in the horizontal direction rather than the horizontal vector component of the calculated velocity at the incident angle.

The blast overpressure analysis indicates that the calculated frame deflection was less than half the available space between the grating and the relief valve pipe. Although the overpressure analysis suggested that the frame baseplates would have shown evidence of permanent structural deformation, post-incident visual examination did not identify any structural damage, confirming that the analysis results were very conservative.

The fragment impact analysis predicts that the frame might have sustained permanent and observable structural damage if the residue treater vessel had impacted the structure at maximum theoretical velocity near the top of the structure. Furthermore, the results show that the frame could contact a pipe connected to the MIC day tank. However, the same highly conservative assumptions used in the analysis likely results in the model over-predicting the maximum frame deflection.

3.3.6 Limitations of Model

The CSB did not evaluate the likelihood that the residue treater would travel along any particular trajectory when it ruptured. The direction the vessel traveled was the result of the physical

characteristics of the vessel and attached piping and other factors that are difficult to model. Factors that influenced the direction of the fragments included:

- Piping connected to the residue treater, including the relief pipe attached to the top head;
- Orientation of the support legs and concrete anchor bolts; and
- The orientation of the head and shell welds, manway, and other significant attachments that strongly influenced where the vessel shell first was breached.

Specific conditions would have been necessary for the largest residue treater fragment to strike the blast shield frame at the most vulnerable location. First, the trajectory angle would have had to approach 30 degrees above horizontal. A steep trajectory angle would also be necessary for the residue treater to pass over the elevated pipe rack that was directly in front of the day tank. The CSB did not attempt to quantify the likelihood of these conditions occurring; in the actual incident, the residue treater followed an essentially horizontal trajectory.

3.4 Blast Shield Analysis Conclusions

The blast mat provided highly effective protection to the MIC day tank against radiant heat from an external fire and penetration from very small projectiles traveling at near sonic velocity. The blast mat would also prevent penetration of a large fragment, such as the residue treater shell or head travelling nearly 55 miles per hour.

The original design of the structural frame used to support the blast mat considered only the weight of the blast mats and wind loading. The calculations did not consider dynamic loading from a high velocity large projectile impact. The CSB frame analysis concluded that the structure provided only marginal impact energy absorption protection from such a large fragment strike at velocities predicted to result from the residue treater rupture.

Had the residue treater traveled unimpeded in the direction of the day tank, and struck the shield structure just above the top of the MIC day tank, the shield structure might have moved enough to

come in contact with the relief valve vent pipe. A puncture, or tear in the vent pipe or MIC day tank head would have released MIC vapor into the atmosphere above the day tank.

The CSB notes that the scenario did not occur and remains hypothetical. The vessel might have traveled in one of many trajectories; even under conservative assumptions, only a specific narrow set of trajectories could have potentially led to an MIC release. However, the analysis does emphasize the risks of locating large vessels containing extremely toxic substances within hazardous process areas that have the potential for explosions. As noted previously, following the August 2008 incident Bayer committed to eliminating all aboveground storage tanks of MIC.

**Appendix D – Bayer CropScience Press Release
Announcing Institute Facility MIC Storage Reduction**

Bayer CropScience



Bayer CropScience AG
Corporate Communications
40789 Monheim
Germany
Phone +49 21 73 38 30 34
www.press.
bayercropscience.com

News Release

Bayer CropScience announces investment of \$25 million for Institute site

Significant production changes planned

Institute, West Virginia (USA), August 26, 2009 – Bayer CropScience today announced an investment of \$25 million for further enhancing operational safety at its Institute, W.Va. site. As part of these plans, the company will reduce methyl isocyanate (MIC) storage by 80 percent. This reduction will lead to the elimination of the transfer, use and storage of MIC at the site's West Carbamoylation Center within approximately one year. After completion of these measures, there will be no MIC storage above ground anywhere on the site.

Bayer CropScience President & CEO Bill Buckner said, "While MIC was not involved in the explosion at the Institute site in August last year, we have taken seriously the concerns of public officials and the site's neighbors, and we are making very substantial changes in how we operate our facility in the future."

A number of changes has already been implemented, including the hiring of an emergency services leader to interact with public emergency responders and new procedures, including dedicated phone lines and back-up radios, for communicating with Metro 911. Buckner added that the site also had participated recently in a successful emergency drill with the Kanawha Putnam Emergency Planning Committee.

"Within approximately one year we also will cease production of all MIC-based products currently manufactured in the West Carbamoylation Center," Buckner stated. As part of this, the company will not reconstruct the methomyl facility. To offset changes in Bayer CropScience's production, the industrial park will seek new tenants so to maintain a substantial business presence in the Kanawha Valley. Company officials said today they will work with state and federal officials to attract new businesses to the 465-acre site.

The company aims at implementing these changes to the site's production with the least amount of impact on the employees.

Beyond the changes announced today, Bayer CropScience will continue to evaluate the feasibility of further measures, which may also include the use of alternative process technologies.

In going forward, the company will also continue its dialogue and close cooperation with the community and governmental agencies involved.

About Bayer CropScience

Bayer is a global enterprise with core competencies in the fields of health care, nutrition and high-tech materials. Bayer CropScience AG, a subsidiary of Bayer AG with annual sales of about EUR 6.4 billion (2008), is one of the world's leading innovative crop science companies in the areas of crop protection, non-agricultural pest control, seeds and plant biotechnology. The company offers an outstanding range of products and extensive service backup for modern, sustainable agriculture and for non-agricultural applications. Bayer CropScience has a global workforce of more than 18,000 and is represented in more than 120 countries. This and further news is available at: www.press.bayercropscience.com.

Contact:

Dr. Hermann-Josef Baaken, phone: +49 2173 38-5598

E-mail: hermann-josef.baaken@bayercropscience.com

Find more information at www.bayercropscience.com.

hjb (2009-0498E)

Forward-Looking Statements

This release may contain forward-looking statements based on current assumptions and forecasts made by Bayer Group or subgroup management. Various known and unknown risks, uncertainties and other factors could lead to material differences between the actual future results, financial situation, development or performance of the company and the estimates given here. These factors include those discussed in Bayer's public reports which are available on the Bayer website at www.bayer.com. The company assumes no liability whatsoever to update these forward-looking statements or to conform them to future events or developments.